

SMART Program Budget Activity Report

Completed and Meets Standard Projects Detail Schedule for Quarter Ended December 31, 2018



GOB Referendum Approved by Voters on 11/4/2014 - 49 Months Since Approval

School/ Project	Original Budget	Current Budget	Prior Years Expenditures	Commitments	Current Year Expenditures	Balance
Piper High School						
Wireless Network Upgrade and CAT 6 Data Port Upgrade Project Number: 190185003	135,000	131,909	131,909	-	-	-
Music Instruments Project Number: 190185009	300,000	300,000	299,891	-	-	109
School Choice Enhancement Project Number: P.001772	100,000	100,000	98,384	-	-	1,616
Weight Room Renovation Project Number: P.002015	121,000	121,000	115,390	-	4,500	1,110
Pivot Charter School						
Charter School Technology Project Number: 532285004	58,443	58,436	58,436	-	-	-
Plantation Elementary School						
Technology Infrastructure Upgrade Project Number: 094185001	8,000	7,968	7,968	-	-	-
Additional Computers to Close Gap Project Number: 094185002	92,000	91,877	91,877	-	-	-
Wireless Network Upgrade and CAT 6 Data Port Upgrade Project Number: 094185003	88,000	80,882	80,882	-	-	-
Music Instruments Project Number: 094185009	50,000	50,000	43,608	6,278	113	1
Plantation High School						
Technology Infrastructure Upgrade Project Number: 145185001	9,000	-	-	-	-	-

* Project expenditures include, but are not limited to, construction costs, design costs, permitting costs, advertising costs during the planning and procurement phase, equipment, work orders, and Program Management fees.

There may be some additional financial activity on these projects as the final payments are made and all of the purchase orders are closed-out. When the projects are closed-out remaining balances (savings) are reported to the School Board and returned to the Capital Reserve.

This is a budget and expenditure activity report, and is not a construction status report.
The accompanying introduction and notes are an integral part of this budget activity report.



SMART Program Budget Activity Report

Completed and Meets Standard Projects Detail Schedule for Quarter Ended December 31, 2018



GOB Referendum Approved by Voters on 11/4/2014 - 49 Months Since Approval

School/ Project	Original Budget	Current Budget	Prior Years Expenditures	Commitments	Current Year Expenditures	Balance
Plantation High School						
Additional Computers to Close Gap Project Number: 145185002	503,000	502,967	502,967	-	-	-
Wireless Network Upgrade and CAT 6 Data Port Upgrade Project Number: 145185003	237,000	152,710	152,710	-	-	-
Music Instruments Project Number: 145185009	300,000	300,000	277,072	22,928	-	-
Track Resurfacing Project Number: P.002033	300,000	300,000	199,677	-	-	100,323
Weight Room Renovation Project Number: P.002151	121,000	121,000	-	-	120,655	345
Plantation Middle School						
Technology Infrastructure Upgrade Project Number: 055185001	2,000	1,999	1,999	-	-	-
Additional Computers to Close Gap Project Number: 055185002	139,000	138,951	138,951	-	-	-
Wireless Network Upgrade and CAT 6 Data Port Upgrade Project Number: 055185003	138,000	101,498	101,498	-	-	-
Music Instruments Project Number: 055185009	100,000	100,000	99,738	-	-	262
Plantation Park Elementary School						
Technology Infrastructure Upgrade Project Number: 125185001	47,000	36,217	36,217	-	-	-

* Project expenditures include, but are not limited to, construction costs, design costs, permitting costs, advertising costs during the planning and procurement phase, equipment, work orders, and Program Management fees.

There may be some additional financial activity on these projects as the final payments are made and all of the purchase orders are closed-out. When the projects are closed-out remaining balances (savings) are reported to the School Board and returned to the Capital Reserve.

This is a budget and expenditure activity report, and is not a construction status report.
The accompanying introduction and notes are an integral part of this budget activity report.



SMART Program Budget Activity Report

Completed and Meets Standard Projects Detail Schedule for Quarter Ended December 31, 2018



GOB Referendum Approved by Voters on 11/4/2014 - 49 Months Since Approval

School/ Project	Original Budget	Current Budget	Prior Years Expenditures	Commitments	Current Year Expenditures	Balance
Plantation Park Elementary School						
Additional Computers to Close Gap Project Number: 125185002	90,000	89,950	89,950	-	-	-
Wireless Network Upgrade and CAT 6 Data Port Upgrade Project Number: 125185003	72,000	43,446	43,446	-	-	-
Pompano Beach Elementary School						
Additional Computers to Close Gap Project Number: 075185002	133,000	132,926	132,926	-	-	-
Wireless Network Upgrade and CAT 6 Data Port Upgrade Project Number: 075185003	72,000	48,540	48,540	-	-	-
Music Instruments Project Number: 075185009	50,000	50,000	47,994	1,595	68	343
School Choice Enhancement Project Number: P.001804	100,000	100,000	99,891	-	-	109
Pompano Beach High School						
Technology Infrastructure Upgrade Project Number: 018585001	255,000	140,357	140,357	-	-	-
Additional Computers to Close Gap Project Number: 018585002	209,000	208,999	208,999	-	-	-
Wireless Network Upgrade and CAT 6 Data Port Upgrade Project Number: 018585003	22,000	20,979	20,979	-	-	-
School Choice - SMART Project Number: 018585008	100,000	100,000	-	-	-	100,000

* Project expenditures include, but are not limited to, construction costs, design costs, permitting costs, advertising costs during the planning and procurement phase, equipment, work orders, and Program Management fees.

There may be some additional financial activity on these projects as the final payments are made and all of the purchase orders are closed-out. When the projects are closed-out remaining balances (savings) are reported to the School Board and returned to the Capital Reserve.

This is a budget and expenditure activity report, and is not a construction status report.
The accompanying introduction and notes are an integral part of this budget activity report.



SMART Program Budget Activity Report

Completed and Meets Standard Projects Detail Schedule for Quarter Ended December 31, 2018



GOB Referendum Approved by Voters on 11/4/2014 - 49 Months Since Approval

School/ Project	Original Budget	Current Budget	Prior Years Expenditures	Commitments	Current Year Expenditures	Balance
Pompano Beach High School						
Music Instruments Project Number: 018585009	300,000	300,000	299,993	-	-	7
Track Resurfacing Project Number: P.002052	300,000	300,000	284,145	1,908	-	13,947
Pompano Beach Middle School						
Additional Computers to Close Gap Project Number: 002185002	170,000	169,889	169,889	-	-	-
Wireless Network Upgrade and CAT 6 Data Port Upgrade Project Number: 002185003	123,000	72,632	72,632	-	-	-
Music Instruments Project Number: 002185009	100,000	100,000	-	-	-	100,000
School Choice Enhancement Project Number: P.001747	100,000	100,000	99,975	-	-	25
Quiet Waters Elementary School						
Technology Infrastructure Upgrade Project Number: 312185001	153,000	71,399	71,399	-	-	-
Additional Computers to Close Gap Project Number: 312185002	257,000	256,981	256,981	-	-	-
Wireless Network Upgrade and CAT 6 Data Port Upgrade Project Number: 312185003	72,000	-	-	-	-	-
Ramblewood Elementary School						
Technology Infrastructure Upgrade Project Number: 272185001	17,000	6,871	6,871	-	-	-

* Project expenditures include, but are not limited to, construction costs, design costs, permitting costs, advertising costs during the planning and procurement phase, equipment, work orders, and Program Management fees.

There may be some additional financial activity on these projects as the final payments are made and all of the purchase orders are closed-out. When the projects are closed-out remaining balances (savings) are reported to the School Board and returned to the Capital Reserve.

This is a budget and expenditure activity report, and is not a construction status report.
The accompanying introduction and notes are an integral part of this budget activity report.



SMART Program Budget Activity Report

Completed and Meets Standard Projects Detail Schedule for Quarter Ended December 31, 2018



GOB Referendum Approved by Voters on 11/4/2014 - 49 Months Since Approval

School/ Project	Original Budget	Current Budget	Prior Years Expenditures	Commitments	Current Year Expenditures	Balance
Ramblewood Elementary School						
Additional Computers to Close Gap Project Number: 272185002	179,000	178,862	178,862	-	-	-
Wireless Network Upgrade and CAT 6 Data Port Upgrade Project Number: 272185003	106,000	60,764	60,764	-	-	-
Music Instruments Project Number: 272185009	50,000	50,000	43,721	6,278	-	1
Ramblewood Middle School						
Technology Infrastructure Upgrade Project Number: 271185001	170,000	153,282	153,282	-	-	-
Additional Computers to Close Gap Project Number: 271185002	183,000	182,825	182,825	-	-	-
Wireless Network Upgrade and CAT 6 Data Port Upgrade Project Number: 271185003	68,000	66,413	66,413	-	-	-
Music Instruments Project Number: 271185009	100,000	100,000	99,993	-	-	7
School Choice Enhancement Project Number: P.001945	100,000	100,000	77,700	2,100	20,200	-
Renaissance Charter Middle School at Pines						
Charter School Technology Project Number: 501485004	69,233	69,233	69,233	-	-	-
Renaissance Charter School of Plantation						
Charter School Technology Project Number: 502385004	301,209	301,202	301,202	-	-	-

* Project expenditures include, but are not limited to, construction costs, design costs, permitting costs, advertising costs during the planning and procurement phase, equipment, work orders, and Program Management fees.

There may be some additional financial activity on these projects as the final payments are made and all of the purchase orders are closed-out. When the projects are closed-out remaining balances (savings) are reported to the School Board and returned to the Capital Reserve.

This is a budget and expenditure activity report, and is not a construction status report. The accompanying introduction and notes are an integral part of this budget activity report.



SMART Program Budget Activity Report

Completed and Meets Standard Projects Detail Schedule for Quarter Ended December 31, 2018



GOB Referendum Approved by Voters on 11/4/2014 - 49 Months Since Approval

School/ Project	Original Budget	Current Budget	Prior Years Expenditures	Commitments	Current Year Expenditures	Balance
Renaissance Charter School at Cooper City						
Charter School Technology Project Number: 504985004	361,151	361,144	361,144	-	-	-
Renaissance Charter School at University						
Charter School Technology Project Number: 504885004	430,084	430,084	430,084	-	-	-
Renaissance Charter School of Coral Springs						
Charter School Technology Project Number: 502085004	445,968	445,891	445,891	-	-	-
Renaissance Charter Schools at Pines						
Charter School Technology Project Number: 571085004	246,062	246,057	246,057	-	-	-
Rickards, James S. Middle School						
Technology Infrastructure Upgrade Project Number: 212185001	17,000	14,526	14,526	-	-	-
Additional Computers to Close Gap Project Number: 212185002	200,000	199,887	199,887	-	-	-
Wireless Network Upgrade and CAT 6 Data Port Upgrade Project Number: 212185003	106,000	93,395	89,387	-	-	4,008
RISE Academy School of Science and Technology						
Charter School Technology Project Number: 542085004	82,420	82,405	82,405	-	-	-

* Project expenditures include, but are not limited to, construction costs, design costs, permitting costs, advertising costs during the planning and procurement phase, equipment, work orders, and Program Management fees.

There may be some additional financial activity on these projects as the final payments are made and all of the purchase orders are closed-out. When the projects are closed-out remaining balances (savings) are reported to the School Board and returned to the Capital Reserve.

This is a budget and expenditure activity report, and is not a construction status report. The accompanying introduction and notes are an integral part of this budget activity report.



SMART Program Budget Activity Report

Completed and Meets Standard Projects Detail Schedule for Quarter Ended December 31, 2018



GOB Referendum Approved by Voters on 11/4/2014 - 49 Months Since Approval

School/ Project	Original Budget	Current Budget	Prior Years Expenditures	Commitments	Current Year Expenditures	Balance
Riverglades Elementary School						
Technology Infrastructure Upgrade Project Number: 289185001	143,000	63,958	63,958	-	-	-
Additional Computers to Close Gap Project Number: 289185002	165,000	164,983	164,983	-	-	-
Wireless Network Upgrade and CAT 6 Data Port Upgrade Project Number: 289185003	59,000	-	-	-	-	-
Music Instruments Project Number: 289185009	50,000	50,000	43,721	6,278	-	1
Riverland Elementary School						
Additional Computers to Close Gap Project Number: 015185002	122,000	121,975	121,975	-	-	-
Wireless Network Upgrade and CAT 6 Data Port Upgrade Project Number: 015185003	44,000	33,357	33,357	-	-	-
Music Instruments Project Number: 015185009	50,000	50,000	49,890	-	-	110
Riverside Elementary School						
Technology Infrastructure Upgrade Project Number: 303185001	144,000	14,224	14,224	-	-	-
Additional Computers to Close Gap Project Number: 303185002	124,000	123,902	123,902	-	-	-
Wireless Network Upgrade and CAT 6 Data Port Upgrade Project Number: 303185003	63,000	4,834	4,834	-	-	-

* Project expenditures include, but are not limited to, construction costs, design costs, permitting costs, advertising costs during the planning and procurement phase, equipment, work orders, and Program Management fees.

There may be some additional financial activity on these projects as the final payments are made and all of the purchase orders are closed-out. When the projects are closed-out remaining balances (savings) are reported to the School Board and returned to the Capital Reserve.

This is a budget and expenditure activity report, and is not a construction status report. The accompanying introduction and notes are an integral part of this budget activity report.



SMART Program Budget Activity Report

Completed and Meets Standard Projects Detail Schedule for Quarter Ended December 31, 2018



GOB Referendum Approved by Voters on 11/4/2014 - 49 Months Since Approval

School/ Project	Original Budget	Current Budget	Prior Years Expenditures	Commitments	Current Year Expenditures	Balance
Riverside Elementary School						
Music Instruments Project Number: 303185009	50,000	50,000	18,926	-	31,073	1
Rock Island Elementary School						
Additional Computers to Close Gap Project Number: 370185002	88,000	87,992	87,992	-	-	-
Wireless Network Upgrade and CAT 6 Data Port Upgrade Project Number: 370185003	27,000	26,615	26,615	-	-	-
School Choice Enhancement Project Number: P.001755	100,000	100,000	98,996	-	990	14
Royal Palm Elementary School						
Technology Infrastructure Upgrade Project Number: 185185001	9,000	6,871	6,871	-	-	-
Additional Computers to Close Gap Project Number: 185185002	119,000	118,980	118,980	-	-	-
Wireless Network Upgrade and CAT 6 Data Port Upgrade Project Number: 185185003	104,000	62,323	62,323	-	-	-
Sanders Park Elementary School						
Additional Computers to Close Gap Project Number: 089185002	116,000	115,835	115,835	-	-	-
Wireless Network Upgrade and CAT 6 Data Port Upgrade Project Number: 089185003	40,000	35,721	35,721	-	-	-
Music Instruments Project Number: 089185009	50,000	50,000	11,643	38,351	-	6

* Project expenditures include, but are not limited to, construction costs, design costs, permitting costs, advertising costs during the planning and procurement phase, equipment, work orders, and Program Management fees.

There may be some additional financial activity on these projects as the final payments are made and all of the purchase orders are closed-out. When the projects are closed-out remaining balances (savings) are reported to the School Board and returned to the Capital Reserve.

This is a budget and expenditure activity report, and is not a construction status report. The accompanying introduction and notes are an integral part of this budget activity report.



SMART Program Budget Activity Report

Completed and Meets Standard Projects Detail Schedule for Quarter Ended December 31, 2018



GOB Referendum Approved by Voters on 11/4/2014 - 49 Months Since Approval

School/ Project	Original Budget	Current Budget	Prior Years Expenditures	Commitments	Current Year Expenditures	Balance
Sandpiper Elementary School						
Technology Infrastructure Upgrade Project Number: 306185001	39,000	21,587	21,587	-	-	-
Additional Computers to Close Gap Project Number: 306185002	169,000	168,691	168,691	-	-	-
Wireless Network Upgrade and CAT 6 Data Port Upgrade Project Number: 306185003	58,000	46,172	46,172	-	-	-
School Choice Enhancement Project Number: P.001707	100,000	100,000	15,009	84,361	-	630
Sawgrass Elementary School						
Technology Infrastructure Upgrade Project Number: 340185001	91,000	49,079	49,079	-	-	-
Additional Computers to Close Gap Project Number: 340185002	194,000	193,950	193,950	-	-	-
Wireless Network Upgrade and CAT 6 Data Port Upgrade Project Number: 340185003	116,000	81,827	81,827	-	-	-
Music Instruments Project Number: 340185009	50,000	50,000	49,960	-	40	-
Sawgrass Springs Middle School						
Technology Infrastructure Upgrade Project Number: 343185001	200,000	92,568	92,568	-	-	-
Additional Computers to Close Gap Project Number: 343185002	188,000	187,997	187,997	-	-	-

* Project expenditures include, but are not limited to, construction costs, design costs, permitting costs, advertising costs during the planning and procurement phase, equipment, work orders, and Program Management fees.

There may be some additional financial activity on these projects as the final payments are made and all of the purchase orders are closed-out. When the projects are closed-out remaining balances (savings) are reported to the School Board and returned to the Capital Reserve.

This is a budget and expenditure activity report, and is not a construction status report. The accompanying introduction and notes are an integral part of this budget activity report.



SMART Program Budget Activity Report

Completed and Meets Standard Projects Detail Schedule for Quarter Ended December 31, 2018



GOB Referendum Approved by Voters on 11/4/2014 - 49 Months Since Approval

School/ Project	Original Budget	Current Budget	Prior Years Expenditures	Commitments	Current Year Expenditures	Balance
Sawgrass Springs Middle School						
Wireless Network Upgrade and CAT 6 Data Port Upgrade Project Number: 343185003	73,000	71,249	71,249	-	-	-
Music Instruments Project Number: 343185009	100,000	100,000	99,995	-	-	5
School Choice Enhancement Project Number: P.001963	100,000	100,000	99,996	-	-	4
Sea Castle Elementary School						
Technology Infrastructure Upgrade Project Number: 287185001	26,000	20,781	20,781	-	-	-
Additional Computers to Close Gap Project Number: 287185002	162,000	161,980	161,980	-	-	-
Wireless Network Upgrade and CAT 6 Data Port Upgrade Project Number: 287185003	111,000	72,206	72,206	-	-	-
Music Instruments Project Number: 287185009	50,000	50,000	18,602	6,278	24,795	325
School Choice Enhancement Project Number: P.001799	100,000	100,000	98,744	1,064	175	17
Seagull Alternative High School						
Technology Infrastructure Upgrade Project Number: 060185001	26,000	4,081	4,081	-	-	-
Wireless Network Upgrade and CAT 6 Data Port Upgrade Project Number: 060185003	100,000	65,631	65,630	-	-	1

* Project expenditures include, but are not limited to, construction costs, design costs, permitting costs, advertising costs during the planning and procurement phase, equipment, work orders, and Program Management fees.

There may be some additional financial activity on these projects as the final payments are made and all of the purchase orders are closed-out. When the projects are closed-out remaining balances (savings) are reported to the School Board and returned to the Capital Reserve.

This is a budget and expenditure activity report, and is not a construction status report.
The accompanying introduction and notes are an integral part of this budget activity report.



SMART Program Budget Activity Report

Completed and Meets Standard Projects Detail Schedule for Quarter Ended December 31, 2018



GOB Referendum Approved by Voters on 11/4/2014 - 49 Months Since Approval

School/ Project	Original Budget	Current Budget	Prior Years Expenditures	Commitments	Current Year Expenditures	Balance
Seminole Middle School						
Technology Infrastructure Upgrade Project Number: 189185001	196,000	161,685	161,685	-	-	-
Additional Computers to Close Gap Project Number: 189185002	204,000	203,869	203,869	-	-	-
Wireless Network Upgrade and CAT 6 Data Port Upgrade Project Number: 189185003	56,000	50,606	50,606	-	-	-
Music Instruments Project Number: 189185009	100,000	100,000	99,990	-	-	10
Track Resurfacing Project Number: p.002094	70,000	70,000	45,100	-	-	24,900
Sheridan Hills Elementary School						
Additional Computers to Close Gap Project Number: 181185002	115,000	114,944	114,944	-	-	-
Wireless Network Upgrade and CAT 6 Data Port Upgrade Project Number: 181185003	68,000	61,030	61,030	-	-	-
Music Instruments Project Number: 181185009	50,000	50,000	43,449	6,550	-	1
School Choice Enhancement Project Number: P.001840	100,000	100,000	85,591	-	14,200	209
Sheridan Park Elementary School						
Technology Infrastructure Upgrade Project Number: 132185001	17,000	11,501	11,501	-	-	-

* Project expenditures include, but are not limited to, construction costs, design costs, permitting costs, advertising costs during the planning and procurement phase, equipment, work orders, and Program Management fees.

There may be some additional financial activity on these projects as the final payments are made and all of the purchase orders are closed-out. When the projects are closed-out remaining balances (savings) are reported to the School Board and returned to the Capital Reserve.

This is a budget and expenditure activity report, and is not a construction status report.
The accompanying introduction and notes are an integral part of this budget activity report.



SMART Program Budget Activity Report

Completed and Meets Standard Projects Detail Schedule for Quarter Ended December 31, 2018



GOB Referendum Approved by Voters on 11/4/2014 - 49 Months Since Approval

School/ Project	Original Budget	Current Budget	Prior Years Expenditures	Commitments	Current Year Expenditures	Balance
Sheridan Park Elementary School						
Additional Computers to Close Gap Project Number: 132185002	184,000	183,857	183,857	-	-	-
Wireless Network Upgrade and CAT 6 Data Port Upgrade Project Number: 132185003	99,000	54,785	54,785	-	-	-
Music Instruments Project Number: 132185009	50,000	50,000	22,741	6,685	20,571	3
Sheridan Technical Center						
Technology Infrastructure Upgrade Project Number: 105185001	364,000	360,680	360,680	-	-	-
Wireless Network Upgrade and CAT 6 Data Port Upgrade Project Number: 105185003	92,000	91,999	91,999	-	-	-
Sheridan Technical High School						
Wireless Network Upgrade and CAT 6 Data Port Upgrade Project Number: 042285003	40,000	34,038	34,038	-	-	-
Silver Lakes Elementary School						
Technology Infrastructure Upgrade Project Number: 337185001	134,000	84,626	84,626	-	-	-
Additional Computers to Close Gap Project Number: 337185002	158,000	157,944	157,944	-	-	-
Wireless Network Upgrade and CAT 6 Data Port Upgrade Project Number: 337185003	95,000	58,044	58,044	-	-	-

* Project expenditures include, but are not limited to, construction costs, design costs, permitting costs, advertising costs during the planning and procurement phase, equipment, work orders, and Program Management fees.

There may be some additional financial activity on these projects as the final payments are made and all of the purchase orders are closed-out. When the projects are closed-out remaining balances (savings) are reported to the School Board and returned to the Capital Reserve.

This is a budget and expenditure activity report, and is not a construction status report.
The accompanying introduction and notes are an integral part of this budget activity report.



SMART Program Budget Activity Report

Completed and Meets Standard Projects Detail Schedule for Quarter Ended December 31, 2018



GOB Referendum Approved by Voters on 11/4/2014 - 49 Months Since Approval

School/ Project	Original Budget	Current Budget	Prior Years Expenditures	Commitments	Current Year Expenditures	Balance
Silver Lakes Middle School						
Technology Infrastructure Upgrade Project Number: 297185001	17,000	3,224	3,224	-	-	-
Additional Computers to Close Gap Project Number: 297185002	65,000	64,969	64,969	-	-	-
Wireless Network Upgrade and CAT 6 Data Port Upgrade Project Number: 297185003	67,000	41,699	41,699	-	-	-
Music Instruments Project Number: 297185009	100,000	100,000	99,862	-	-	138
Silver Palms Elementary School						
Technology Infrastructure Upgrade Project Number: 349185001	123,000	65,648	65,648	-	-	-
Additional Computers to Close Gap Project Number: 349185002	206,000	205,848	205,848	-	-	-
Wireless Network Upgrade and CAT 6 Data Port Upgrade Project Number: 349185003	54,000	1,881	1,881	-	-	-
Music Instruments Project Number: 349185009	50,000	50,000	18,710	31,289	-	1
Silver Ridge Elementary School						
Technology Infrastructure Upgrade Project Number: 308185001	95,000	44,397	44,397	-	-	-
Additional Computers to Close Gap Project Number: 308185002	260,000	259,931	259,931	-	-	-

* Project expenditures include, but are not limited to, construction costs, design costs, permitting costs, advertising costs during the planning and procurement phase, equipment, work orders, and Program Management fees.

There may be some additional financial activity on these projects as the final payments are made and all of the purchase orders are closed-out. When the projects are closed-out remaining balances (savings) are reported to the School Board and returned to the Capital Reserve.

This is a budget and expenditure activity report, and is not a construction status report. The accompanying introduction and notes are an integral part of this budget activity report.



SMART Program Budget Activity Report

Completed and Meets Standard Projects Detail Schedule for Quarter Ended December 31, 2018



GOB Referendum Approved by Voters on 11/4/2014 - 49 Months Since Approval

School/ Project	Original Budget	Current Budget	Prior Years Expenditures	Commitments	Current Year Expenditures	Balance
Silver Ridge Elementary School						
Wireless Network Upgrade and CAT 6 Data Port Upgrade Project Number: 308185003	109,000	61,787	61,787	-	-	-
Music Instruments Project Number: 308185009	50,000	50,000	49,477	243	280	-
School Choice Enhancement Project Number: P.001957	100,000	100,000	99,989	-	-	11
Silver Shores Elementary School						
Technology Infrastructure Upgrade Project Number: 358185001	30,000	28,821	28,821	-	-	-
Additional Computers to Close Gap Project Number: 358185002	83,000	82,976	82,976	-	-	-
Wireless Network Upgrade and CAT 6 Data Port Upgrade Project Number: 358185003	82,000	81,990	81,990	-	-	-
Music Instruments Project Number: 358185009	50,000	50,000	18,889	31,073	-	38
Silver Trail Middle School						
Technology Infrastructure Upgrade Project Number: 333185001	251,000	198,353	198,353	-	-	-
Additional Computers to Close Gap Project Number: 333185002	316,000	315,943	315,943	-	-	-
Wireless Network Upgrade and CAT 6 Data Port Upgrade Project Number: 333185003	78,000	47,109	47,109	-	-	0

* Project expenditures include, but are not limited to, construction costs, design costs, permitting costs, advertising costs during the planning and procurement phase, equipment, work orders, and Program Management fees.

There may be some additional financial activity on these projects as the final payments are made and all of the purchase orders are closed-out. When the projects are closed-out remaining balances (savings) are reported to the School Board and returned to the Capital Reserve.

This is a budget and expenditure activity report, and is not a construction status report.
The accompanying introduction and notes are an integral part of this budget activity report.



SMART Program Budget Activity Report

Completed and Meets Standard Projects Detail Schedule for Quarter Ended December 31, 2018



GOB Referendum Approved by Voters on 11/4/2014 - 49 Months Since Approval

School/ Project	Original Budget	Current Budget	Prior Years Expenditures	Commitments	Current Year Expenditures	Balance
Silver Trail Middle School						
Music Instruments Project Number: 333185009	100,000	100,000	99,999	-	-	1
Project Number: P.001650	-	605,000	194,553	80	-	410,367
Somerset Academy Charter Conservatory High						
Charter School Technology Project Number: 539685004	35,665	35,656	35,656	-	-	-
Somerset Academy Charter High School Miramar Campus						
Charter School Technology Project Number: 500785004	84,219	84,214	84,214	-	-	-
Somerset Academy Charter School Miramar						
Charter School Technology Project Number: 540585004	193,613	193,605	193,605	-	-	-
Somerset Academy Davie Charter School						
Charter School Technology Project Number: 521185004	45,256	45,251	45,251	-	-	-
Somerset Academy East Preparatory						
Charter School Technology Project Number: 539185004	87,515	87,511	87,511	-	-	-
Somerset Academy Elementary						
Charter School Technology Project Number: 514185004	280,529	280,507	280,507	-	-	-
Somerset Academy High						
Charter School Technology Project Number: 522185004	329,381	329,375	329,375	-	-	-

* Project expenditures include, but are not limited to, construction costs, design costs, permitting costs, advertising costs during the planning and procurement phase, equipment, work orders, and Program Management fees.

There may be some additional financial activity on these projects as the final payments are made and all of the purchase orders are closed-out. When the projects are closed-out remaining balances (savings) are reported to the School Board and returned to the Capital Reserve.

This is a budget and expenditure activity report, and is not a construction status report. The accompanying introduction and notes are an integral part of this budget activity report.



SMART Program Budget Activity Report

Completed and Meets Standard Projects Detail Schedule for Quarter Ended December 31, 2018



GOB Referendum Approved by Voters on 11/4/2014 - 49 Months Since Approval

School/ Project	Original Budget	Current Budget	Prior Years Expenditures	Commitments	Current Year Expenditures	Balance
Somerset Academy Hollywood						
Charter School Technology Project Number: 538785004	17,083	17,080	17,080	-	-	-
Somerset Academy Hollywood Middle School						
Charter School Technology Project Number: 541985004	3,297	3,293	3,293	-	-	-
Somerset Academy Middle						
Charter School Technology Project Number: 515185004	249,059	249,055	249,055	-	-	-
Somerset Academy Miramar Middle						
Charter School Technology Project Number: 540685004	131,573	131,539	131,539	-	-	-
Somerset Academy Neighborhood						
Charter School Technology Project Number: 502185004	158,247	158,237	158,237	-	-	-
Somerset Academy Pompano						
Charter School Technology Project Number: 538885004	49,452	49,451	49,451	-	-	-
Somerset Academy Pompano Middle						
Charter School Technology Project Number: 541385004	6,893	6,885	6,885	-	-	-
Somerset Academy Village Charter Middle School						
Charter School Technology Project Number: 500285004	33,268	33,265	33,265	-	-	-

* Project expenditures include, but are not limited to, construction costs, design costs, permitting costs, advertising costs during the planning and procurement phase, equipment, work orders, and Program Management fees.

There may be some additional financial activity on these projects as the final payments are made and all of the purchase orders are closed-out. When the projects are closed-out remaining balances (savings) are reported to the School Board and returned to the Capital Reserve.

This is a budget and expenditure activity report, and is not a construction status report. The accompanying introduction and notes are an integral part of this budget activity report.



SMART Program Budget Activity Report

Completed and Meets Standard Projects Detail Schedule for Quarter Ended December 31, 2018



GOB Referendum Approved by Voters on 11/4/2014 - 49 Months Since Approval

School/ Project	Original Budget	Current Budget	Prior Years Expenditures	Commitments	Current Year Expenditures	Balance
Somerset Charter Academy @ North Lauderdale						
Charter School Technology Project Number: 500385004	212,794	212,787	212,787	-	-	-
Somerset Miramar South						
Charter School Technology Project Number: 505485004	31,470	31,469	31,469	-	-	-
Somerset Pines Academy						
Charter School Technology Project Number: 503085004	146,558	146,548	146,548	-	-	-
Somerset Prep Charter High Broward Campus						
Charter School Technology Project Number: 500685004	66,835	66,831	66,831	-	-	-
Somerset Preparatory Charter Middle School						
Charter School Technology Project Number: 544185004	101,002	100,993	100,993	-	-	-
Somerset Village Academy						
Charter School Technology Project Number: 500485004	74,328	74,319	74,319	-	-	-
South Broward High School						
Additional Computers to Close Gap Project Number: 017185002	421,000	420,995	420,995	-	-	-
Wireless Network Upgrade and CAT 6 Data Port Upgrade Project Number: 017185003	181,000	159,681	159,681	-	-	-
Weight Room Renovation Project Number: p.002023	121,000	121,000	120,176	-	-	824

* Project expenditures include, but are not limited to, construction costs, design costs, permitting costs, advertising costs during the planning and procurement phase, equipment, work orders, and Program Management fees.

There may be some additional financial activity on these projects as the final payments are made and all of the purchase orders are closed-out. When the projects are closed-out remaining balances (savings) are reported to the School Board and returned to the Capital Reserve.

This is a budget and expenditure activity report, and is not a construction status report.
The accompanying introduction and notes are an integral part of this budget activity report.



SMART Program Budget Activity Report

Completed and Meets Standard Projects Detail Schedule for Quarter Ended December 31, 2018



GOB Referendum Approved by Voters on 11/4/2014 - 49 Months Since Approval

School/ Project	Original Budget	Current Budget	Prior Years Expenditures	Commitments	Current Year Expenditures	Balance
South Plantation High School						
Technology Infrastructure Upgrade Project Number: 235185001	371,000	238,150	238,150	-	-	-
Additional Computers to Close Gap Project Number: 235185002	549,000	548,915	548,915	-	-	-
Wireless Network Upgrade and CAT 6 Data Port Upgrade Project Number: 235185003	122,000	117,876	117,876	-	-	-
Music Instruments Project Number: 235185009	300,000	300,000	299,991	-	-	9
Stephen Foster Elementary School						
Additional Computers to Close Gap Project Number: 092185002	49,000	48,913	48,913	-	-	-
Wireless Network Upgrade and CAT 6 Data Port Upgrade Project Number: 092185003	82,000	74,617	74,617	-	-	-
Music Instruments Project Number: 092185009	50,000	50,000	48,601	-	845	554
Stirling Elementary School						
Additional Computers to Close Gap Project Number: 069185002	198,000	197,883	197,883	-	-	-
Wireless Network Upgrade and CAT 6 Data Port Upgrade Project Number: 069185003	84,000	57,716	57,716	-	-	-
Music Instruments Project Number: 069185009	50,000	50,000	50,000	-	-	-

* Project expenditures include, but are not limited to, construction costs, design costs, permitting costs, advertising costs during the planning and procurement phase, equipment, work orders, and Program Management fees.

There may be some additional financial activity on these projects as the final payments are made and all of the purchase orders are closed-out. When the projects are closed-out remaining balances (savings) are reported to the School Board and returned to the Capital Reserve.

This is a budget and expenditure activity report, and is not a construction status report. The accompanying introduction and notes are an integral part of this budget activity report.



SMART Program Budget Activity Report

Completed and Meets Standard Projects Detail Schedule for Quarter Ended December 31, 2018



GOB Referendum Approved by Voters on 11/4/2014 - 49 Months Since Approval

School/ Project	Original Budget	Current Budget	Prior Years Expenditures	Commitments	Current Year Expenditures	Balance
Stirling Elementary School						
School Choice Enhancement Project Number: P.001962	100,000	100,000	99,885	-	-	115
Stoneman Douglas High School						
Technology Infrastructure Upgrade Project Number: 301185001	441,000	335,493	335,493	-	-	-
Additional Computers to Close Gap Project Number: 301185002	830,000	829,903	829,903	-	-	-
Wireless Network Upgrade and CAT 6 Data Port Upgrade Project Number: 301185003	38,000	26,755	26,755	-	-	-
Music Instruments Project Number: 301185009	300,000	300,000	300,000	-	-	-
Weight Room Renovation Project Number: p.002162	121,000	121,000	-	-	120,995	5
Stranahan High School						
Technology Infrastructure Upgrade Project Number: 021185001	8,000	4,812	4,812	-	-	-
Additional Computers to Close Gap Project Number: 021185002	305,000	304,903	304,903	-	-	-
Wireless Network Upgrade and CAT 6 Data Port Upgrade Project Number: 021185003	230,000	154,519	154,519	-	-	-
Music Instruments Project Number: 021185009	100,000	100,000	93,724	-	-	6,276
Weight Room Renovation Project Number: P.001995	121,000	121,000	113,559	-	-	7,441

* Project expenditures include, but are not limited to, construction costs, design costs, permitting costs, advertising costs during the planning and procurement phase, equipment, work orders, and Program Management fees.

There may be some additional financial activity on these projects as the final payments are made and all of the purchase orders are closed-out. When the projects are closed-out remaining balances (savings) are reported to the School Board and returned to the Capital Reserve.

This is a budget and expenditure activity report, and is not a construction status report. The accompanying introduction and notes are an integral part of this budget activity report.



SMART Program Budget Activity Report

Completed and Meets Standard Projects Detail Schedule for Quarter Ended December 31, 2018



GOB Referendum Approved by Voters on 11/4/2014 - 49 Months Since Approval

School/ Project	Original Budget	Current Budget	Prior Years Expenditures	Commitments	Current Year Expenditures	Balance
Stranahan High School						
Track Resurfacing Project Number: p.002107	300,000	300,000	300,000	-	-	-
SunEd High School						
Charter School Technology Project Number: 506085004	107,296	107,283	107,283	-	-	-
Sunland Park Academy						
Additional Computers to Close Gap Project Number: 061185002	29,000	28,768	28,768	-	-	-
Wireless Network Upgrade and CAT 6 Data Port Upgrade Project Number: 061185003	26,000	25,850	25,850	-	-	-
Music Instruments Project Number: 061185009	50,000	50,000	39,337	558	10,105	-
School Choice Enhancement Project Number: P.001928	100,000	100,000	98,160	146	1,579	115
Sunrise Middle School						
Additional Computers to Close Gap Project Number: 025185002	185,000	184,884	184,884	-	-	-
Wireless Network Upgrade and CAT 6 Data Port Upgrade Project Number: 025185003	132,000	129,428	129,428	-	-	-
Music Instruments Project Number: 025185009	100,000	100,000	99,999	-	-	1
Sunset Lakes Elementary School						
Technology Infrastructure Upgrade Project Number: 366185001	9,000	-	-	-	-	-

* Project expenditures include, but are not limited to, construction costs, design costs, permitting costs, advertising costs during the planning and procurement phase, equipment, work orders, and Program Management fees.

There may be some additional financial activity on these projects as the final payments are made and all of the purchase orders are closed-out. When the projects are closed-out remaining balances (savings) are reported to the School Board and returned to the Capital Reserve.

This is a budget and expenditure activity report, and is not a construction status report.
The accompanying introduction and notes are an integral part of this budget activity report.



SMART Program Budget Activity Report

Completed and Meets Standard Projects Detail Schedule for Quarter Ended December 31, 2018



GOB Referendum Approved by Voters on 11/4/2014 - 49 Months Since Approval

School/ Project	Original Budget	Current Budget	Prior Years Expenditures	Commitments	Current Year Expenditures	Balance
Sunset Lakes Elementary School						
Additional Computers to Close Gap Project Number: 366185002	195,000	194,803	194,803	-	-	-
Wireless Network Upgrade and CAT 6 Data Port Upgrade Project Number: 366185003	82,000	74,850	73,283	-	-	1,567
Music Instruments Project Number: 366185009	50,000	50,000	43,721	-	6,278	1
Sunshine Elementary						
Charter School Technology Project Number: 540085004	86,916	86,895	86,895	-	-	-
Sunshine Elementary School						
Additional Computers to Close Gap Project Number: 117185002	190,000	189,970	189,970	-	-	-
Wireless Network Upgrade and CAT 6 Data Port Upgrade Project Number: 117185003	94,000	60,310	60,310	-	-	-
School Choice - SMART Project Number: 117185008	100,000	100,000	-	-	-	100,000
Music Instruments Project Number: 117185009	50,000	50,000	28,514	12,961	8,523	2
Tamarac Elementary School						
Technology Infrastructure Upgrade Project Number: 262185001	26,000	9,206	9,206	-	-	-
Additional Computers to Close Gap Project Number: 262185002	251,000	250,988	250,988	-	-	-

* Project expenditures include, but are not limited to, construction costs, design costs, permitting costs, advertising costs during the planning and procurement phase, equipment, work orders, and Program Management fees.

There may be some additional financial activity on these projects as the final payments are made and all of the purchase orders are closed-out. When the projects are closed-out remaining balances (savings) are reported to the School Board and returned to the Capital Reserve.

This is a budget and expenditure activity report, and is not a construction status report.
The accompanying introduction and notes are an integral part of this budget activity report.



SMART Program Budget Activity Report

Completed and Meets Standard Projects Detail Schedule for Quarter Ended December 31, 2018



GOB Referendum Approved by Voters on 11/4/2014 - 49 Months Since Approval

School/ Project	Original Budget	Current Budget	Prior Years Expenditures	Commitments	Current Year Expenditures	Balance
Tamarac Elementary School						
Wireless Network Upgrade and CAT 6 Data Port Upgrade Project Number: 262185003	134,000	89,195	89,195	-	-	-
Music Instruments Project Number: 262185009	50,000	50,000	48,961	-	1,038	1
School Choice Enhancement Project Number: P.001761	100,000	100,000	60,922	5,920	33,096	62
Taravella, J.P. High School						
Technology Infrastructure Upgrade Project Number: 275185001	429,000	289,381	289,381	-	-	-
Additional Computers to Close Gap Project Number: 275185002	788,000	787,980	787,980	-	-	-
Wireless Network Upgrade and CAT 6 Data Port Upgrade Project Number: 275185003	133,000	133,000	133,000	-	-	-
Music Instruments Project Number: 275185009	300,000	300,000	299,999	-	-	1
Track Resurfacing Project Number: p.002106	300,000	300,000	269,796	30,204	-	-
Weight Room Renovation Project Number: P.002156	121,000	121,000	-	-	115,995	5,005
Tedder Elementary School						
Additional Computers to Close Gap Project Number: 057185002	90,000	89,916	89,916	-	-	-
Wireless Network Upgrade and CAT 6 Data Port Upgrade Project Number: 057185003	55,000	53,550	53,550	-	-	-

* Project expenditures include, but are not limited to, construction costs, design costs, permitting costs, advertising costs during the planning and procurement phase, equipment, work orders, and Program Management fees.

There may be some additional financial activity on these projects as the final payments are made and all of the purchase orders are closed-out. When the projects are closed-out remaining balances (savings) are reported to the School Board and returned to the Capital Reserve.

This is a budget and expenditure activity report, and is not a construction status report.
The accompanying introduction and notes are an integral part of this budget activity report.



SMART Program Budget Activity Report

Completed and Meets Standard Projects Detail Schedule for Quarter Ended December 31, 2018



GOB Referendum Approved by Voters on 11/4/2014 - 49 Months Since Approval

School/ Project	Original Budget	Current Budget	Prior Years Expenditures	Commitments	Current Year Expenditures	Balance
Tedder Elementary School						
Music Instruments Project Number: 057185009	50,000	50,000	43,641	6,358	-	1
Tequesta Trace Middle School						
Technology Infrastructure Upgrade Project Number: 315185001	166,000	135,139	135,139	-	-	-
Additional Computers to Close Gap Project Number: 315185002	204,000	203,856	203,856	-	-	-
Wireless Network Upgrade and CAT 6 Data Port Upgrade Project Number: 315185003	72,000	61,293	61,293	-	-	-
Music Instruments Project Number: 315185009	100,000	100,000	99,398	598	-	4
The Quest Center						
Additional Computers to Close Gap Project Number: 102185002	22,000	21,932	21,932	-	-	-
Wireless Network Upgrade and CAT 6 Data Port Upgrade Project Number: 102185003	54,000	42,202	42,202	-	-	-
Music Instruments Project Number: 102185009	50,000	50,000	24,032	17,468	7,451	1,049
Thurgood Marshall Elementary School						
Additional Computers to Close Gap Project Number: 329185002	100,000	99,848	99,848	-	-	-
Wireless Network Upgrade and CAT 6 Data Port Upgrade Project Number: 329185003	49,000	5,937	5,937	-	-	-

* Project expenditures include, but are not limited to, construction costs, design costs, permitting costs, advertising costs during the planning and procurement phase, equipment, work orders, and Program Management fees.

There may be some additional financial activity on these projects as the final payments are made and all of the purchase orders are closed-out. When the projects are closed-out remaining balances (savings) are reported to the School Board and returned to the Capital Reserve.

This is a budget and expenditure activity report, and is not a construction status report. The accompanying introduction and notes are an integral part of this budget activity report.



SMART Program Budget Activity Report

Completed and Meets Standard Projects Detail Schedule for Quarter Ended December 31, 2018



GOB Referendum Approved by Voters on 11/4/2014 - 49 Months Since Approval

School/ Project	Original Budget	Current Budget	Prior Years Expenditures	Commitments	Current Year Expenditures	Balance
Tradewinds Elementary School						
Technology Infrastructure Upgrade Project Number: 348185001	4,000	3,969	3,969	-	-	-
Additional Computers to Close Gap Project Number: 348185002	314,000	313,806	313,806	-	-	-
Wireless Network Upgrade and CAT 6 Data Port Upgrade Project Number: 348185003	106,000	81,804	81,804	-	-	-
Tropical Elementary School						
Technology Infrastructure Upgrade Project Number: 073185001	66,000	35,375	35,375	-	-	-
Additional Computers to Close Gap Project Number: 073185002	132,000	131,934	131,934	-	-	-
Wireless Network Upgrade and CAT 6 Data Port Upgrade Project Number: 073185003	84,000	60,265	60,265	-	-	-
Music Instruments Project Number: 073185009	50,000	50,000	24,818	24,902	280	-
Village Elementary School						
Additional Computers to Close Gap Project Number: 162185002	181,000	180,991	180,991	-	-	-
Wireless Network Upgrade and CAT 6 Data Port Upgrade Project Number: 162185003	41,000	41,000	41,000	-	-	-
Music Instruments Project Number: 162185009	50,000	50,000	18,927	31,073	-	-

* Project expenditures include, but are not limited to, construction costs, design costs, permitting costs, advertising costs during the planning and procurement phase, equipment, work orders, and Program Management fees.

There may be some additional financial activity on these projects as the final payments are made and all of the purchase orders are closed-out. When the projects are closed-out remaining balances (savings) are reported to the School Board and returned to the Capital Reserve.

This is a budget and expenditure activity report, and is not a construction status report.
The accompanying introduction and notes are an integral part of this budget activity report.



SMART Program Budget Activity Report

Completed and Meets Standard Projects Detail Schedule for Quarter Ended December 31, 2018



GOB Referendum Approved by Voters on 11/4/2014 - 49 Months Since Approval

School/ Project	Original Budget	Current Budget	Prior Years Expenditures	Commitments	Current Year Expenditures	Balance
Walker Elementary School						
Additional Computers to Close Gap Project Number: 032185002	69,000	68,849	68,849	-	-	-
Wireless Network Upgrade and CAT 6 Data Port Upgrade Project Number: 032185003	64,000	52,909	52,909	-	-	-
Music Instruments Project Number: 032185009	50,000	50,000	43,998	6,000	-	2
School Choice Enhancement Project Number: P.001771	100,000	100,000	99,804	-	-	196
Watkins Elementary School						
Technology Infrastructure Upgrade Project Number: 051185001	9,000	-	-	-	-	-
Additional Computers to Close Gap Project Number: 051185002	153,000	152,947	152,947	-	-	-
Wireless Network Upgrade and CAT 6 Data Port Upgrade Project Number: 051185003	46,000	38,164	38,164	-	-	-
School Choice - SMART Project Number: 051185008	100,000	100,000	-	-	-	100,000
Music Instruments Project Number: 051185009	50,000	50,000	-	-	-	50,000
Welleby Elementary School						
Technology Infrastructure Upgrade Project Number: 288185001	82,000	40,322	40,322	-	-	-

* Project expenditures include, but are not limited to, construction costs, design costs, permitting costs, advertising costs during the planning and procurement phase, equipment, work orders, and Program Management fees.

There may be some additional financial activity on these projects as the final payments are made and all of the purchase orders are closed-out. When the projects are closed-out remaining balances (savings) are reported to the School Board and returned to the Capital Reserve.

This is a budget and expenditure activity report, and is not a construction status report.
The accompanying introduction and notes are an integral part of this budget activity report.



SMART Program Budget Activity Report

Completed and Meets Standard Projects Detail Schedule for Quarter Ended December 31, 2018



GOB Referendum Approved by Voters on 11/4/2014 - 49 Months Since Approval

School/ Project	Original Budget	Current Budget	Prior Years Expenditures	Commitments	Current Year Expenditures	Balance
Welleby Elementary School						
Additional Computers to Close Gap Project Number: 288185002	166,000	165,922	165,922	-	-	-
Wireless Network Upgrade and CAT 6 Data Port Upgrade Project Number: 288185003	103,000	63,863	63,863	-	-	-
West Broward High School						
Additional Computers to Close Gap Project Number: 397185002	683,000	682,903	682,903	-	-	-
Wireless Network Upgrade and CAT 6 Data Port Upgrade Project Number: 397185003	83,000	82,949	82,949	-	-	-
Music Instruments Project Number: 397185009	300,000	300,000	299,974	-	-	26
School Choice Enhancement Project Number: P.001717	100,000	100,000	94,314	-	5,587	99
Track Resurfacing Project Number: P.002034	300,000	300,000	291,420	-	-	8,580
West Hollywood Elementary School						
Additional Computers to Close Gap Project Number: 016185002	141,000	140,855	140,855	-	-	-
Wireless Network Upgrade and CAT 6 Data Port Upgrade Project Number: 016185003	39,000	31,223	31,224	-	-	-1
Music Instruments Project Number: 016185009	50,000	50,000	34,223	6,543	9,225	9
School Choice Enhancement Project Number: P.001809	100,000	100,000	85,778	1,420	12,780	22

* Project expenditures include, but are not limited to, construction costs, design costs, permitting costs, advertising costs during the planning and procurement phase, equipment, work orders, and Program Management fees.

There may be some additional financial activity on these projects as the final payments are made and all of the purchase orders are closed-out. When the projects are closed-out remaining balances (savings) are reported to the School Board and returned to the Capital Reserve.

This is a budget and expenditure activity report, and is not a construction status report. The accompanying introduction and notes are an integral part of this budget activity report.



SMART Program Budget Activity Report

Completed and Meets Standard Projects Detail Schedule for Quarter Ended December 31, 2018



GOB Referendum Approved by Voters on 11/4/2014 - 49 Months Since Approval

School/ Project	Original Budget	Current Budget	Prior Years Expenditures	Commitments	Current Year Expenditures	Balance
Westchester Elementary School						
Technology Infrastructure Upgrade Project Number: 268185001	52,000	20,852	20,852	-	-	-
Additional Computers to Close Gap Project Number: 268185002	205,000	204,859	204,859	-	-	-
Wireless Network Upgrade and CAT 6 Data Port Upgrade Project Number: 268185003	123,000	73,998	73,998	-	-	-
Music Instruments Project Number: 268185009	50,000	50,000	49,931	-	-	69
School Choice Enhancement Project Number: P.001705	100,000	100,000	-	31,000	2,688	66,312
Western High School						
Technology Infrastructure Upgrade Project Number: 283185001	297,000	255,229	255,229	-	-	-
Additional Computers to Close Gap Project Number: 283185002	668,000	667,869	667,869	-	-	-
Wireless Network Upgrade and CAT 6 Data Port Upgrade Project Number: 283185003	141,000	99,055	99,055	-	-	0
Music Instruments Project Number: 283185009	300,000	300,000	298,843	-	-	1,157
Track Resurfacing Project Number: p.002105	300,000	300,000	192,510	12,753	-	94,737
Weight Room Renovation Project Number: P.002153	121,000	121,000	1,778	1,800	117,422	-

* Project expenditures include, but are not limited to, construction costs, design costs, permitting costs, advertising costs during the planning and procurement phase, equipment, work orders, and Program Management fees.

There may be some additional financial activity on these projects as the final payments are made and all of the purchase orders are closed-out. When the projects are closed-out remaining balances (savings) are reported to the School Board and returned to the Capital Reserve.

This is a budget and expenditure activity report, and is not a construction status report. The accompanying introduction and notes are an integral part of this budget activity report.



SMART Program Budget Activity Report

Completed and Meets Standard Projects Detail Schedule for Quarter Ended December 31, 2018



GOB Referendum Approved by Voters on 11/4/2014 - 49 Months Since Approval

School/ Project	Original Budget	Current Budget	Prior Years Expenditures	Commitments	Current Year Expenditures	Balance
Western High School						
	100,000	100,000	-	-	-	100,000
Project Number: p.002331						
Westglades Middle School						
Technology Infrastructure Upgrade	215,000	157,117	157,117	-	-	-
Project Number: 387185001						
Additional Computers to Close Gap	304,000	303,928	303,928	-	-	-
Project Number: 387185002						
Wireless Network Upgrade and CAT 6 Data Port Upgrade	25,000	18,297	18,296	-	-	1
Project Number: 387185003						
Music Instruments	100,000	100,000	99,992	-	-	8
Project Number: 387185009						
Westpine Middle School						
Technology Infrastructure Upgrade	9,000	6,138	6,138	-	-	-
Project Number: 205285001						
Additional Computers to Close Gap	236,000	235,969	235,969	-	-	-
Project Number: 205285002						
Wireless Network Upgrade and CAT 6 Data Port Upgrade	136,000	109,275	109,275	-	-	-
Project Number: 205285003						
Music Instruments	100,000	100,000	99,991	-	-	9
Project Number: 205285009						
Westwood Heights Elementary School						
Additional Computers to Close Gap	82,000	81,941	81,941	-	-	-
Project Number: 063185002						

* Project expenditures include, but are not limited to, construction costs, design costs, permitting costs, advertising costs during the planning and procurement phase, equipment, work orders, and Program Management fees.

There may be some additional financial activity on these projects as the final payments are made and all of the purchase orders are closed-out. When the projects are closed-out remaining balances (savings) are reported to the School Board and returned to the Capital Reserve.

This is a budget and expenditure activity report, and is not a construction status report.
The accompanying introduction and notes are an integral part of this budget activity report.



SMART Program Budget Activity Report

Completed and Meets Standard Projects Detail Schedule for Quarter Ended December 31, 2018



GOB Referendum Approved by Voters on 11/4/2014 - 49 Months Since Approval

School/ Project	Original Budget	Current Budget	Prior Years Expenditures	Commitments	Current Year Expenditures	Balance
Westwood Heights Elementary School						
Wireless Network Upgrade and CAT 6 Data Port Upgrade Project Number: 063185003	52,000	42,111	42,111	-	-	-
Music Instruments Project Number: 063185009	50,000	50,000	35,821	13,548	624	7
Whiddon-Rogers Education Center						
Technology Infrastructure Upgrade Project Number: 045285001	18,000	17,692	17,692	-	-	-
Additional Computers to Close Gap Project Number: 045285002	50,000	49,983	49,983	-	-	-
Wireless Network Upgrade and CAT 6 Data Port Upgrade Project Number: 045285003	136,000	132,232	132,232	-	-	-
Music Instruments Project Number: 045285009	50,000	50,000	49,999	-	-	1
School Choice Enhancement Project Number: P.001702	100,000	100,000	99,998	1	-	1
Whispering Pines Education Center						
Wireless Network Upgrade and CAT 6 Data Port Upgrade Project Number: 175285003	33,000	31,706	31,706	-	-	-
Wilton Manors Elementary School						
Additional Computers to Close Gap Project Number: 019185002	129,000	128,622	128,622	-	-	-
Wireless Network Upgrade and CAT 6 Data Port Upgrade Project Number: 019185003	40,000	-	-	-	-	-

* Project expenditures include, but are not limited to, construction costs, design costs, permitting costs, advertising costs during the planning and procurement phase, equipment, work orders, and Program Management fees.

There may be some additional financial activity on these projects as the final payments are made and all of the purchase orders are closed-out. When the projects are closed-out remaining balances (savings) are reported to the School Board and returned to the Capital Reserve.

This is a budget and expenditure activity report, and is not a construction status report. The accompanying introduction and notes are an integral part of this budget activity report.



SMART Program Budget Activity Report

Completed and Meets Standard Projects Detail Schedule for Quarter Ended December 31, 2018



GOB Referendum Approved by Voters on 11/4/2014 - 49 Months Since Approval

School/ Project	Original Budget	Current Budget	Prior Years Expenditures	Commitments	Current Year Expenditures	Balance
Wingate Oaks Center						
Technology Infrastructure Upgrade Project Number: 099185001	103,000	102,986	102,986	-	-	-
Additional Computers to Close Gap Project Number: 099185002	11,000	10,967	10,967	-	-	-
Wireless Network Upgrade and CAT 6 Data Port Upgrade Project Number: 099185003	61,000	48,854	48,854	-	-	-
School Choice Enhancement Project Number: P.001929	100,000	100,000	9,502	24,397	31,725	34,376
Winston Park Elementary School						
Technology Infrastructure Upgrade Project Number: 309185001	73,000	73,000	73,000	-	-	-
Additional Computers to Close Gap Project Number: 309185002	360,000	359,978	359,978	-	-	-
Wireless Network Upgrade and CAT 6 Data Port Upgrade Project Number: 309185003	124,000	102,484	102,484	-	-	-
Music Instruments Project Number: 309185009	50,000	50,000	18,818	6,386	24,795	1
Young, Virginia Shuman Elementary School						
Technology Infrastructure Upgrade Project Number: 332185001	43,000	39,085	39,085	-	-	-
Additional Computers to Close Gap Project Number: 332185002	145,000	144,890	144,890	-	-	-

* Project expenditures include, but are not limited to, construction costs, design costs, permitting costs, advertising costs during the planning and procurement phase, equipment, work orders, and Program Management fees.

There may be some additional financial activity on these projects as the final payments are made and all of the purchase orders are closed-out. When the projects are closed-out remaining balances (savings) are reported to the School Board and returned to the Capital Reserve.

This is a budget and expenditure activity report, and is not a construction status report. The accompanying introduction and notes are an integral part of this budget activity report.



SMART Program Budget Activity Report

Completed and Meets Standard Projects Detail Schedule for Quarter Ended December 31, 2018



GOB Referendum Approved by Voters on 11/4/2014 - 49 Months Since Approval

School/ Project	Original Budget	Current Budget	Prior Years Expenditures	Commitments	Current Year Expenditures	Balance
Young, Virginia Shuman Elementary School						
Wireless Network Upgrade and CAT 6 Data Port Upgrade Project Number: 332185003	84,000	50,932	50,932	-	-	-
Music Instruments Project Number: 332185009	50,000	50,000	13,360	6,713	29,924	3
Young, Walter C. Middle School						
Technology Infrastructure Upgrade Project Number: 300185001	182,000	155,271	155,271	-	-	-
Additional Computers to Close Gap Project Number: 300185002	212,000	211,976	211,976	-	-	-
Wireless Network Upgrade and CAT 6 Data Port Upgrade Project Number: 300185003	90,000	72,161	72,161	-	-	-
Music Instruments Project Number: 300185009	100,000	100,000	99,993	-	-	7
School Choice Enhancement Project Number: P.001961	100,000	100,000	92,422	1,168	-	6,410

* Project expenditures include, but are not limited to, construction costs, design costs, permitting costs, advertising costs during the planning and procurement phase, equipment, work orders, and Program Management fees.

There may be some additional financial activity on these projects as the final payments are made and all of the purchase orders are closed-out. When the projects are closed-out remaining balances (savings) are reported to the School Board and returned to the Capital Reserve.

This is a budget and expenditure activity report, and is not a construction status report.
The accompanying introduction and notes are an integral part of this budget activity report.



SMART Program Budget Activity Report

Completed and Meets Standard Projects Detail Schedule for Quarter Ended December 31, 2018



GOB Referendum Approved by Voters on 11/4/20146 - 49 Months Since Approval

	Original Budget	Current Budget	Prior Years Expenditures	Commitments	Current Year Expenditures	Balance
Projects Totals	\$125,542,700	\$114,349,871	\$106,109,522	\$1,212,366	\$2,054,845	\$4,973,138

* Project expenditures include, but are not limited to, construction costs, design costs, permitting costs, advertising costs during the planning and procurement phase, equipment, work orders, and Program Management fees.

There may be some additional financial activity on these projects as the final payments are made and all of the purchase orders are closed-out. When the projects are closed-out remaining balances (savings) are reported to the School Board and returned to the Capital Reserve.

This is a budget and expenditure activity report, and is not a construction status report.
The accompanying introduction and notes are an integral part of this budget activity report.





SMART Program Budget Activity Report

Remaining Projects Summary Schedule for Quarter Ended December 31, 2018



GOB Referendum Approved by Voters on 11/4/2014 - 49 Months Since Approval

GOB	Original Budget	Current Budget
Safety	\$ 114,000	\$ 114,000
Music & Art	1,212,000	1,212,000
Athletics	121,000	121,000
Renovation	8,125,000	8,125,000
GOB Total	\$ 9,572,000	\$ 9,572,000

Non-GOB	Original Budget	Current Budget
Music & Art	\$ 950,000	\$ 900,000
Renovation	5,200,000	6,531,736
Non-GOB Total	\$ 6,150,000	\$ 7,431,736

Total	\$ 15,722,000	\$ 17,003,736
--------------	----------------------	----------------------

SMART Program Budget Activity Report



Remaining Projects Detail Schedule for Quarter Ended December 31, 2018

GOB Referendum Approved by Voters on 11/4/2014 - 49 Months Since Approval

School	Project	Original Budget	Current Budget
Apollo Middle School	School Choice Enhancement	100,000	100,000
Bennett Elementary School	School Choice Enhancement	100,000	100,000
Bethune, Mary M. Elementary School	School Choice Enhancement	100,000	100,000
Boulevard Heights Elementary School	Music Equipment Replacement	50,000	50,000
Bright Horizons Center	Music Equipment Replacement	50,000	50,000
Broward Estates Elementary School	Music Equipment Replacement	50,000	50,000
	School Choice Enhancement	100,000	100,000
Castle Hill Annex	School Choice Enhancement	100,000	100,000
Collins Elementary School	Music Equipment Replacement	50,000	50,000
Cooper City Elementary School	School Choice Enhancement	100,000	100,000
Cooper City High School	School Choice Enhancement	100,000	100,000
Coral Glades High School	School Choice Enhancement	100,000	100,000
Coral Springs Pre-K - 8	School Choice Enhancement	100,000	100,000
Country Hills Elementary School	School Choice Enhancement	100,000	100,000
Cresthaven Elementary School	School Choice Enhancement	100,000	100,000
Croissant Park Elementary School	School Choice Enhancement	100,000	100,000
Cross Creek School	School Choice Enhancement	100,000	100,000
Crystal Lake Middle School	School Choice Enhancement	100,000	100,000
Cypress Run Education Center	Music Equipment Replacement	50,000	50,000
Dania Elementary School	School Choice Enhancement	100,000	100,000

* Project expenditures include, but are not limited to, construction costs, design costs, permitting costs, advertising costs during the planning and procurement phase, equipment, work orders, and Program Management fees.

This is a budget and expenditure activity report, and is not a construction status report.
The accompanying introduction and notes are an integral part of this report.



SMART Program Budget Activity Report



Remaining Projects Detail Schedule for Quarter Ended December 31, 2018

GOB Referendum Approved by Voters on 11/4/2014 - 49 Months Since Approval

School	Project	Original Budget	Current Budget
Deerfield Beach High School	STEM Lab improvements	1,971,000	1,971,000
	Building Envelope Improvements (Roof, Window, Ext Wall, etc.)	836,000	836,000
	Electrical Improvements	303,000	303,000
	Media Center improvements	688,000	688,000
	Safety / Security Upgrade	114,000	114,000
	School Choice Enhancement	100,000	100,000
Deerfield Beach Middle School	School Choice Enhancement	100,000	100,000
Deerfield Park Elementary School	School Choice Enhancement	100,000	100,000
District Wide (Renovations)	SMART Program Reserve	-	1,099
Drew, Charles Family Resource Center	Music Equipment Replacement	50,000	50,000
Endeavour Primary Learning Center	School Choice Enhancement	100,000	100,000
Flanagan, Charles W. High School	School Choice Enhancement	100,000	100,000
Gulfstream Academy of Hallandale Beach K-8(Hallandale Elementary School)	School Choice Enhancement	100,000	100,000
Gulfstream Early Learning Center of Excellence	Music Equipment Replacement	100,000	50,000
	School Choice Enhancement	100,000	100,000
	Media Center improvements	157,000	157,000
	Music Room Renovation	521,000	521,000
	HVAC exhaust hoods, kitchen HVAC improvements, and building envelope improvements related to the portable classrooms.	-	305,637

* Project expenditures include, but are not limited to, construction costs, design costs, permitting costs, advertising costs during the planning and procurement phase, equipment, work orders, and Program Management fees.

This is a budget and expenditure activity report, and is not a construction status report. The accompanying introduction and notes are an integral part of this report.



SMART Program Budget Activity Report



Remaining Projects Detail Schedule for Quarter Ended December 31, 2018

GOB Referendum Approved by Voters on 11/4/2014 - 49 Months Since Approval

School	Project	Original Budget	Current Budget
Gulfstream Early Learning Center of Excellence	Conversion of Existing Space to Music and/or Art Lab(s)	606,000	606,000
	Art Room Renovation and Equipment	85,000	85,000
Hallandale High School	School Choice Enhancement	100,000	100,000
Harbordale Elementary School	School Choice Enhancement	100,000	100,000
Henry D. Perry Education Center	Music Equipment Replacement	100,000	100,000
	School Choice Enhancement	100,000	100,000
Heron Heights Elementary School	School Choice Enhancement	100,000	100,000
Hollywood Central Elementary School	School Choice Enhancement	100,000	100,000
Hollywood Hills Elementary School	School Choice Enhancement	100,000	100,000
Lakeside Elementary School	School Choice Enhancement	100,000	100,000
Lanier-James Education Center	Music Equipment Replacement	50,000	50,000
Larkdale Elementary School	School Choice Enhancement	100,000	100,000
Lauderdale Manors Early Learning and Resource Center	Music Equipment Replacement	50,000	50,000
Lauderhill-Paul Turner Elementary School	School Choice Enhancement	100,000	100,000
Lyons Creek Middle School	School Choice Enhancement	100,000	100,000
McNab Elementary School	School Choice Enhancement	100,000	100,000
Miramar High School	School Choice Enhancement	100,000	100,000
Monarch High School	School Choice Enhancement	100,000	100,000

* Project expenditures include, but are not limited to, construction costs, design costs, permitting costs, advertising costs during the planning and procurement phase, equipment, work orders, and Program Management fees.

This is a budget and expenditure activity report, and is not a construction status report.
The accompanying introduction and notes are an integral part of this report.



SMART Program Budget Activity Report



Remaining Projects Detail Schedule for Quarter Ended December 31, 2018

GOB Referendum Approved by Voters on 11/4/2014 - 49 Months Since Approval

School	Project	Original Budget	Current Budget
New Renaissance Middle School	School Choice Enhancement	100,000	100,000
Nob Hill Elementary School	School Choice Enhancement	100,000	100,000
North Andrews Gardens Elementary School	School Choice Enhancement	100,000	100,000
Northeast High School	Renovations	-	1,025,000
	Weight Room Renovation	121,000	121,000
Nova Blanche Forman Elementary School	School Choice Enhancement	100,000	100,000
Nova Dwight D Eisenhower Elementary School	School Choice Enhancement	100,000	100,000
Oriole Elementary School	Music Equipment Replacement	50,000	50,000
Palm Cove Elementary School	School Choice Enhancement	100,000	100,000
Palmview Elementary School	School Choice Enhancement	100,000	100,000
Panther Run Elementary School	School Choice Enhancement	100,000	100,000
Park Ridge Elementary School	School Choice Enhancement	100,000	100,000
Park Springs Elementary School	School Choice Enhancement	100,000	100,000
Park Trails Elementary School	School Choice Enhancement	100,000	100,000
Parkside Elementary School	School Choice Enhancement	100,000	100,000
Parkway Middle School	School Choice Enhancement	100,000	100,000
Peters Elementary School	School Choice Enhancement	100,000	100,000
Pine Ridge Education Center	Music Equipment Replacement	50,000	50,000
Pines Middle School	School Choice Enhancement	100,000	100,000

* Project expenditures include, but are not limited to, construction costs, design costs, permitting costs, advertising costs during the planning and procurement phase, equipment, work orders, and Program Management fees.

This is a budget and expenditure activity report, and is not a construction status report.
The accompanying introduction and notes are an integral part of this report.



SMART Program Budget Activity Report



Remaining Projects Detail Schedule for Quarter Ended December 31, 2018

GOB Referendum Approved by Voters on 11/4/2014 - 49 Months Since Approval

School	Project	Original Budget	Current Budget
Plantation Park Elementary School	School Choice Enhancement	100,000	100,000
Riverglades Elementary School	School Choice Enhancement	100,000	100,000
Riverland Elementary School	School Choice Enhancement	100,000	100,000
Riverside Elementary School	School Choice Enhancement	100,000	100,000
Rock Island Elementary School	Music Equipment Replacement	50,000	50,000
Sanders Park Elementary School	School Choice Enhancement	100,000	100,000
Sawgrass Elementary School	School Choice Enhancement	100,000	100,000
Seagull Alternative High School	Music Equipment Replacement	50,000	50,000
Sheridan Park Elementary School	School Choice Enhancement	100,000	100,000
Sheridan Technical Center	School Choice Enhancement	100,000	100,000
Sheridan Technical High School	Building Envelope Improvements (Roof, Window, Ext Wall, etc.)	1,448,000	1,448,000
	HVAC Improvements	622,000	622,000
	School Choice Enhancement	100,000	100,000
Silver Lakes Elementary School	School Choice Enhancement	100,000	100,000
Silver Lakes Middle School	School Choice Enhancement	100,000	100,000
Silver Palms Elementary School	School Choice Enhancement	100,000	100,000
South Plantation High School	School Choice Enhancement	100,000	100,000
Stephen Foster Elementary School	School Choice Enhancement	100,000	100,000

* Project expenditures include, but are not limited to, construction costs, design costs, permitting costs, advertising costs during the planning and procurement phase, equipment, work orders, and Program Management fees.

This is a budget and expenditure activity report, and is not a construction status report. The accompanying introduction and notes are an integral part of this report.



SMART Program Budget Activity Report



Remaining Projects Detail Schedule for Quarter Ended December 31, 2018

GOB Referendum Approved by Voters on 11/4/2014 - 49 Months Since Approval

School	Project	Original Budget	Current Budget
Stoneman Douglas High School	School Choice Enhancement	100,000	100,000
Tequesta Trace Middle School	School Choice Enhancement	100,000	100,000
Thurgood Marshall Elementary School	Music Equipment Replacement	50,000	50,000
	School Choice Enhancement	100,000	100,000
Tradewinds Elementary School	School Choice Enhancement	100,000	100,000
Tropical Elementary School	School Choice Enhancement	100,000	100,000
Welleby Elementary School	School Choice Enhancement	100,000	100,000
Westglades Middle School	School Choice Enhancement	100,000	100,000
Westpine Middle School	School Choice Enhancement	100,000	100,000
Whispering Pines Education Center	Music Equipment Replacement	50,000	50,000
Wilton Manors Elementary School	School Choice Enhancement	100,000	100,000
Wingate Oaks Center	Music Equipment Replacement	50,000	50,000

* Project expenditures include, but are not limited to, construction costs, design costs, permitting costs, advertising costs during the planning and procurement phase, equipment, work orders, and Program Management fees.

This is a budget and expenditure activity report, and is not a construction status report.
The accompanying introduction and notes are an integral part of this report.



SMART Program Budget Activity Report



Remaining Projects Detail Schedule for Quarter Ended December 31, 2018

GOB Referendum Approved by Voters on 11/4/2014 - 49 Months Since Approval

	Original Budget	Current Budget
Total	\$ 15,722,000	\$ 17,003,736

* Project expenditures include, but are not limited to, construction costs, design costs, permitting costs, advertising costs during the planning and procurement phase, equipment, work orders, and Program Management fees.

This is a budget and expenditure activity report, and is not a construction status report.
The accompanying introduction and notes are an integral part of this report.



Section 7

Supplier Diversity Outreach Program

Maurice Woods, Chief Strategy & Operations Officer

Introduction

Procurement and Warehousing Services (PWS)/ Supplier Diversity Outreach Program (SDOP) continues to support the SMART Bond Program. As part of our Continuous Improvement Measures, in the second quarter (Q2) of Fiscal Year '19, SDOP made the following strides:

Activities

- Continued the transition to eProcure Supplier Online Portal: *Reviewed 68 applications*
- Implementing two (2) Mentor Protégé Program *as part of the Construction Management At Risk (CMAR) projects*
- Evaluated 58 BCPS Solicitations
- Sent 52 bid notifications to vendor database which consist of certified and non-certified firms

Reports

- *Monthly Utilization: Tracked 125 solicitations with M/WBE Utilization*
- E/S/MWBE Program activities which highlight:
 - *Approved Certifications Application - 30*
 - *Application Denials – 38 (Companies did not meet the required Significant Business Presence)*
 - *Outreach Events – Hosted and Participated in 13 events*
- *Technical Assistance: Supported Supplier Tuesday Tech Talks – 10*

Hosted 1st BCPS Supplier Diversity Outreach Business Event - Over 300 attendees

The event was designed to assist emerging, small, minority and women-owned business enterprises in connecting and networking with prime contractors and purchasing agents, and with accessing District resources and information. Attendees had the opportunity to meet with more than 10 Prime vendors, 10 community partner/ supportive services, 10 Procurement Agents and other buying agencies in the tri-county area.

Participated as a speaker at the following four (4) events:

1. *Broward County Government: FY19 Capital Projects and Contracting Opportunities*
2. *Florida International Trade and Cultural Expo (FITCE)*
3. *Urban League of Broward County Expo*
4. *The School District of Palm Beach County Town Hall and Trade Fair*

Hosted, Trained, and Participated as an exhibitor at the following seven (8) events:

- | | |
|--------------------------------------------------------------------------------------------------|--------------------------------------------------------------------------------------|
| 1. Miami Super Bowl Host Committee Networking Breakfast and Business Connect Information Session | 5. SDOP "Meet the Prime Lunch-n-Learn" Workshop, sponsored by Advanced Roofing, Inc. |
| 2. Small Business Administration ChallengingHER Miami Program | 6. 36th Annual MEDWeek Business Matchmaker Conference & Awards Power Lunch |
| 3. 2018 Broward Veterans Expo | 7. PWS/SDOP Supplier Diversity Business Event |
| 4. SBA Open House Gov't Contracting | 8. Hosted a four part FDOT technical and business management training |

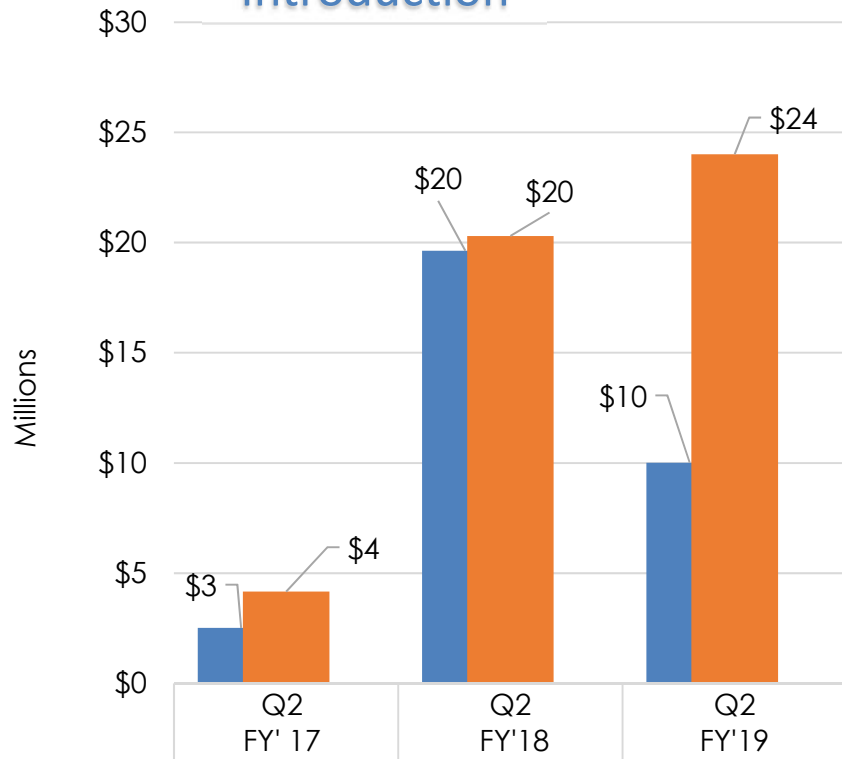
Contracts under the "Renovations" category funded solely by the SMART program are identified within this report. Projects listed are obtained from the Board approved Agenda items and cross-referenced with Capital Budgets' data.

Supplier Diversity Outreach Program



Procurement & Warehousing Services > Supplier Diversity Outreach Program

Introduction



■ TOTAL MWBE COMMITMENT \$	\$2,513,715	\$19,631,280	\$10,014,375
■ TOTAL CONTRACT VALUE \$	\$4,162,250	\$20,302,364	\$24,010,879
■ TOTAL MWBE COMMITMENT %	60%	97%	42%

Ethnicity and Gender	FY'17 Q2		FY'18 Q2		FY'19 Q2	
	MWBE Commitment BY Ethnicity FY '17 Q2	MWBE Commitment BY Ethnicity FY '17 Q2	MWBE Commitment BY Ethnicity FY '18 Q2	MWBE Commitment BY Ethnicity FY '18 Q2 %	MWBE Commitment BY Ethnicity FY '19 Q2	MWBE Commitment BY Ethnicity FY '19 Q2 %
African American MBE	\$1,417,365	34%	\$842,010	4%	\$557,337	6%
African American MWBE	\$0.00	0%	\$584,309	3%	\$220,935	2%
Women Business Enterprise WBE	\$252,694	6%	\$984,400	5%	\$1,423,805	14%
Asian Pacific American MBE	\$0	0%	\$5,040	0%	\$287,000	3%
Hispanic American MBE	\$0	0%	\$14,748,325	73%	\$4,857,831	49%
Hispanic American MWBE	\$222,406	5%	\$2,045,397	10%	\$2,229,267	22%
Sub-Continent Asian MBE	\$438,000	11%	\$245,400	1%	\$438,200	4%
Sub-Continent Asian MWBE	\$183,250	4%	\$176,400	1%	\$0	0%
TBD	\$0	0%	\$0	0%	\$0	0%
Total by Ethnicity/Gender \$	\$2,513,715		\$19,631,280		\$10,014,375	
Total Contract Amount \$	\$4,162,250		\$20,302,364		\$24,010,879	
Non-SMWBE Certified Firms	\$1,648,535		\$671,084		\$13,996,504	
Total M/WBE commitment %		60%		97%		42%

Executive Summary

The Procurement and Warehousing Services' Supplier Diversity Outreach Program (SDOP) promotes inclusion and economic growth in support of the local Small business Community. With the focus on Continuous Improvement, and the Implementation of Policy 3330, SDOP continues to do its part by attending and hosting a variety of outreach events. The Goal is to educate, empower and connect the small business community to Procurement opportunities to do business with SBBC.

Similar to best practices, below are program components to perform our function towards economic inclusion:

- **Outreach**
 - SDOP attends and hosts various events to educate and recruit E/S/M/WBEs
 - Distribute courtesy emails of active solicitations.
- **Certification**
 - The Team reviews certifiable firms for SDOP's E/S/M/WBE Certification Program
- **Compliance**
 - Evaluate solicitations for the applicability of affirmative procurement initiatives (API)
 - Participate in the E/S/M/WBE Pre-Bid Meetings and Qualification Selection Evaluation Committee (QSEC).
 - Monitor and Track all procurement activities for E/S/M/WBE engagement and utilization
 - Review of Pre-Bid Solicitation Language for Policy 3330 APIs

In Q2 FY 19 PWS/SDOP accomplished the following:

Activities

- Continued the transition to eProcure Supplier Online Portal: *Reviewed 68 applications*
- Implementing two (2) Mentor Protégé Program *as part of the Construction Management At Risk (CMAR) projects*
- Evaluated 58 BCPS Solicitations
- Sent 52 bid notifications to vendor database which consist of certified and non-certified firms

Reports

- *Monthly Utilization: Tracked 125 solicitations with M/WBE Utilization*
- E/S/MWBE Program activities which highlight:
 - Approved Certifications Application - 30
 - Application Denials – 38 (*Companies did not meet the required Significant Business Presence*)
 - Outreach Events – Hosted and *Participated in 13 events*
- Technical Assistance: Supported Supplier Tuesday Tech Talks – 10

Between October 1st, 2018 and December 31st, 2018 SDOP Participated in one (1) QSEC meeting, evaluated 55 Construction and 3 non-construction submittals, totaling 58 proposals evaluated. The Q2 update provided BCPS with E/S/MWBE certification data and an Outreach Events report with ROI. The items below reflect the information contained within the SDOP section of the BOC report for Q2, FY '19.

SDOP Program Metrics

1. SDOP Outreach Events Reports
2. E/S/M/WBE Certification Program Activity
3. SMART Bond E/S/M/WBE Contract Compliance
 - 3.1. QSEC Proposals Evaluated
 - 3.2. E/S/M/WBE Bond Report FY 19 Q2
 - 3.3. E/S/M/WBE Breakdown by SMART Category
4. SMART Bond S/M/WBE Cumulative Spend
 - 4.1. Value of Purchase Orders Issued to E/S/M/WBE Firms per SMART Category
 - 4.2. Spend Per Quarter (FY 15 – Present)

SDOP PROGRAM METRICS

Reporting Period October 1st, 2018 – December 31st, 2018

1. SDOP OUTREACH EVENTS REPORT

of Workshops – 8

of Trade Shows/Expos – 5

Total Outreach Events – 13 (*17 advertisements were placed through newspaper, radio ads/interviews mediums*)

2. S/M/WBE CERTIFICATION PROGRAM ACTIVITY

of Certifications – 12

Tri County Reciprocal Certifications – 8

of Re-Certifications – 10

of Denials – 38

Total M/WBE Program Activity – 68

Total Number of E/S/M/WBE Certified Firms – 716

3. SMART BOND M/WBE CONTRACT COMPLIANCE *

3.1 - # of Proposals Evaluated – 58

3.2 – M/WBE Bond Report FY '19 Q2

of Contracts with M/WBE Participation – 18

\$ Amount of Contracts with M/WBE Participation – \$24,010,879

\$ Amount of M/WBE Commitment – \$10,014,375

% of M/WBE Commitment – 42%

\$ Amount of Non-MWBE - \$13,996,504

3.3 – M/WBE Breakdown by SMART Category

**Note: Contract Compliance total is related solely to Design and Construction Contracts*

4. SMART BOND M/WBE CUMULATIVE SPEND UP TO FY 19 Q2

4.1 – Value of Purchase Orders Issued to E/S/M/WBE Firms per SMART Category

\$ Amount of E/S/M/WBE Spend – \$85,145,726

% of E/S/M/WBE Prime Utilization – 29.50%

4.2 - Spend Per Quarter (FY 15 – Present)

1. SDOP Events Report

PROCUREMENT & WAREHOUSING SERVICES SUPPLIER DIVERSITY OUTREACH PROGRAM OUTREACH REPORT AS OF DECEMBER 31, 2018											
BCPS Event	Date	Description	Role	Prospective Pre-Qualified Contractors	Prospective E/S/M/WBE Companies	Pre-Qualified Contractors	Certified E/S/M/WBE Companies	BCPS Staff	Total	Total Certified E/S/M/WBE Companies Post-Event	% of Total Certified E/S/M/WBE Companies Post-Event *
No	July 12, 2018	Broward County School Board Candidates Fundraiser * Similar events in the future will not be attended by SDOP staff or consultants	Event Attendee	0	3	3	5	1	20	0	0%
No	July 25, 2018	Biz to Biz Summer Business Trade Expo	Business Matchmaker	0	11	0	1	1	17	0	0%
No	August 9, 2018	Broward County Latin Entrepreneurs Networking Event	Business Matchmaker	0	7	0	0	1	15	0	0%
No	August 13, 2018	Broward County Black Chamber of Commerce Official Launch	Business Development	0	10	0	1	1	19	0	0%
No	August 23, 2018	Broward College Supplier Diversity Day	Business Matchmaker	0	33	0	10	3	49	1	3%
Yes	August 24, 2018	FAMU Federal Credit Union in Partnership with the Department of Economic Opportunity Black Business Loan Program Workshop	Business Development	0	12	0	0	4	17	0	0%
No	August 30, 2018	South Florida Business Conference & Expo 2018	Business Matchmaker	0	30	0	0	1	32	0	0%
No	September 27, 2018	Miami-Dade County Super Bowl LIV Business Connect Informational Breakfast	Business Matchmaker	0	14	0	1	2	25	0	0%
No	September 28, 2018	Hispanic Unity Entrepreneur Summit 2018	Business Matchmaker	0	25	0	1	3	34	0	0%
Yes	October 5, 2018	Supplier Diversity & Outreach Program "Meet the Prime Lunch-n-Learn" Workshop sponsored by Advanced Roofing, Inc.	Business Matchmaker	0	33	0	4	4	45	0	0%
No	October 6, 2018	Broward Veterans Expo	Business Matchmaker	0	0	0	0	2	26	0	0%

SDOP Events Report

PROCUREMENT & WAREHOUSING SERVICES SUPPLIER DIVERSITY/OUTREACH PROGRAM OUTREACH REPORT AS OF DECEMBER 31, 2018											
BCPS Event	Date	Description	Role	Prospective Pre-Qualified Contractors	Prospective E/S/M/WBE Companies	Pre-Qualified Contractors	Certified E/S/M/WBE Companies	BCPS Staff	Total	Total Certified E/S/M/WBE Companies Post-Event	% of Total Certified E/S/M/WBE Companies Post-Event
No	October 11, 2018	Broward County Government Business Development Workshop: FY19 Capital Projects and Contracting Opportunities	Training and Business Development	0	47	0	3	4	56	1	2%
No	October 17 & 18, 2018	Florida International Trade and Cultural Expo (FITCE)	Business Matchmaker	0	65	0	3	3	104	0	0%
No	October 19, 2018	36th Annual MedWeek 2018	Business Matchmaker	0	22	0	3	1	43	0	0%
Yes	October 19, 2018	AM and PM Classes Combined: Technical and Business Management courses in partnership with Florida Department of Transportation (FDOT) Part 1 of 4	Business Development Training	4	17	0	6	2	27	0	0%
Yes	October 19, 2018	36th Annual MedWeek Business Matchmaker Conference & Awards Power Lunch	Business Matchmaker	0	22	0	3	1	43	0	0%
Yes	October 20, 2018	Radio Interview on WSRF 1580 AM on Show All Things Haitian	Media Outreach	N/A	N/A	N/A	N/A	1	N/A	N/A	N/A
No	October 22, 2018	The School District of Palm Beach County Town Hall and Trade Fair	Panelist & Exhibitor	0	23	0	4	1	30	0	0%
No	October 24, 2018	Challenge HER Miami Opportunities for Women in Federal Contracting	Business Matchmaker	0	14	0	1	1	16	0	0%
Yes	October 26, 2018	AM and PM Classes Combined: Technical and Business Management courses in partnership with Florida Department of Transportation (FDOT) Part 2 of 4	Business Development Training	2	19	5	10	1	33	0	0%

SDOP Events Report

PROCUREMENT & WAREHOUSING SERVICES SUPPLIER DIVERSITY OUTREACH PROGRAM OUTREACH REPORT AS OF DECEMBER 31, 2018											
BCPS Event	Date	Description	Role	Prospective Pre-qualified Contractors	Prospective E/S/M/WBE Companies	Pre-qualified Contractors	Certified E/S/M/WBE Companies	BCPS Staff	Total	Total Certified E/S/M/WBE Companies Post-Event	% of Total Certified E/S/M/WBE Companies Post-Event
Yes	November 2, 2018	AM and PM Classes Combined: Technical and Business Management courses in partnership with Florida Department of Transportation (FDOT) Part 3 of 4	Business Development Training	5	19	0	9	1	32	0	0%
No	November 8, 2018	SBA Open House Invitation	Business Matchmaker	0	11	0	0	1	13	0	0.00%
Yes	November 9, 2018	AM and PM Classes Combined: Technical and Business Management courses in partnership with Florida Department of Transportation (FDOT) Part 4 of 4	Business Development Training	6	19	0	7	1	30	0	0%
No	November 17, 2018	Urban League Expo of Broward County	Business Development/ Matchmaker	0	24	0	0	1	39	0	0.00%
Yes	November 17, 2018	3rd Annual Minority Business Expo & Pitch Competition	Business Development/ Matchmaker	0	24	0	0	1	38	0	0%
Yes	November 29, 2018	PWS/SDOP Supplier Diversity Business Event	Business Development/ Matchmaker	0	193	5	29	11	303	1	1%
Yes	January 23, 2019	Supplier Diversity & Outreach Program "Meet the Prime Lunch-n-Learn" Workshop, sponsored by Mazzoni Construction	Business Matchmaker								FDIV/0!
Yes	January 31, 2019	Supplier Diversity & Outreach Program "Meet the Prime Lunch-n-Learn" Workshop, sponsored by Thornton Construction	Business Matchmaker								FDIV/0!

SDOP Events Report

PROCUREMENT & WAREHOUSING SERVICES SUPPLIER DIVERSITY OUTREACH PROGRAM OUTREACH REPORT AS OF DECEMBER 31, 2018											
BOPS Event	Date	Description	Role	Prospective Pre-Qualified Contractors	Prospective E/S/M/WBE Companies	Pre-Qualified Contractors	Certified E/S/M/WBE Companies	BOPS Staff	Total	Total Certified E/S/M/WBE Companies Post-Event	% of Total Certified E/S/M/WBE Companies Post-Event
Yes	March 1, 2019	Technical and Business Management courses in partnership with Florida Department of Transportation (FDOT) Part 1 of 4 (Spanish)	Business Development Training								#DIV/0!
Yes	March 8, 2019	Technical and Business Management courses in partnership with Florida Department of Transportation (FDOT) Part 2 of 4 (Spanish)	Business Development Training								#DIV/0!
Yes	March 15, 2019	Technical and Business Management courses in partnership with Florida Department of Transportation (FDOT) Part 3 of 4 (Spanish)	Business Development Training								#DIV/0!
Yes	March 22, 2019	Technical and Business Management courses in partnership with Florida Department of Transportation (FDOT) Part 4 of 4 (Spanish)	Business Development Training								#DIV/0!
No	April 12, 2019	Florida State Minority Supplier Development Council (FSMSDC) 34th Annual Business Expo	Business Matchmaker								#DIV/0!
			Total # of Attendees Fiscal Year To Date	17	697	13	101	54	1106	3	0.43%

* Average % of S/M/WBE Certifications Per Event

3.2 SMMBE Board Report FY 19 Q2

Project #	Project Type	School/ Facility	Prime Bidder	Sub Contractor	Ethnicity /Gender	Original Contract \$	SMMBE Commitment %	SMMBE Commitment \$
P.002128	Renovations	Sheridan Technical High School	Laura M. Perez and Associates, Inc. (Prime)	Laura M. Perez and Associates, Inc. (Prime)	Hispanic-American (SMMBE)	\$150,000	74%	\$111,000
				Fraga Engineers, LLC	Hispanic-American (SMMBE)		25%	\$37,500
				DDA Engineers, P.A.	Hispanic-American (SMMBE)		1%	\$1,500
P.002134	Renovations	Deerfield Beach High School	Laura M. Perez and Associates, Inc. (Prime)	Laura M. Perez and Associates, Inc. (Prime)	Hispanic-American (SMMBE)	\$250,000	74%	\$185,000
				Fraga Engineers, LLC	Hispanic-American (SMMBE)		25%	\$62,500
				DDA Engineers, P.A.	Hispanic-American (SMMBE)		1%	\$2,500
P.001727	Renovations	Miramar Elementary School	DiPompeo Construction Corporation	HB Hoffman, LLC	Women Business Enterprise (WBE)	\$4,877,000	22%	\$1,072,940
P.001964	Renovations	McNab Elementary School	Advanced Roofing, Inc.	CV Ocean Plumbing	Hispanic-American (SMMBE)	\$2,681,306	1.3%	\$35,000
				Concrete Solutions, LLC	Asian-Pacific American (SMMBE)		11%	\$287,000

3.2 SMWBE Board Report FY 19 Q2

Project #	Project Type	School/ Facility	Prime Bidder	Sub Contractor	Ethnicity /Gender	Original Contract \$	SMWBE Commitment %	SMWBE Commitment \$
P.002142	Design	Deerfield Beach Middle School	D.L. Fields Consultants, LLC (Prime)	DL Fields	Women Business Enterprise (WBE)	\$275,000	69.5%	\$191,125.00
				SGM Engineering, Inc.	Subcontinent-Asian (SMBE)		25%	\$63,250.00
				S&F Engineers, Inc.	Subcontinent-Asian (SMBE)		7.5%	\$20,625.00
P.002141	Design	Lyons Creek Middle School	D.L. Fields Consultants, LLC (Prime)	DL Fields	Women Business Enterprise (WBE)	\$182,000	69.50%	\$126,490.00
				SGM Engineering, Inc.	Subcontinent-Asian (SMBE)		23.75%	\$43,225.00
				S&F Engineers, Inc.	Subcontinent-Asian (SMBE)		7.5%	\$13,650.00
P.002148	Design	Monarch High School		DL Fields	Women Business Enterprise (WBE)	\$140,000	23.75%	\$33,250.00
				SGM Engineering, Inc.	Subcontinent-Asian (SMBE)		7.50%	\$10,500.00
P.001676	Design	Cresthaven Elementary School	CES Engineering Services, LLC	ACAI Associates, Inc.	Hispanic-American (SMBE)	\$283,000	23.75%	\$90,560
				S&F Engineers, Inc.	Subcontinent-Asian (SMBE)		15%	\$42,450
P.002144	Design	Silver Lakes Middle School		ACAI Associates, Inc.	Hispanic-American (SMBE)	\$183,500	32%	\$58,720
				S&F Engineers, Inc.	Subcontinent-Asian (SMBE)		15%	\$27,525
P.002143	Design	New Renaissance Middle School		ACAI Associates, Inc.	Hispanic-American (SMBE)	\$226,500	32%	\$72,480
				S&F Engineers, Inc.	Subcontinent-Asian (SMBE)		15%	\$33,975

3.2 SMMWBE Board Report FY 19 Q2

Project #	Project Type	School/ Facility	Prime Bidder	Sub Contractor	Ethnicity/Gender	Original Contract \$	SMMWBE Commitment %	SMMWBE Commitment \$
P.002163	CMAR New Cafeteria Addition and Renovation	Stranahan High School	Thornton Construction Company, Inc.	GMAX Consulting, Inc.	Hispanic-American (SMMWBE)	\$58,085	20%	\$11,617
P.001996	Renovations	Morrow Elementary School	T & G Corporation	Summa Mechanical Contractors, LLC	Hispanic-American (SMBE)	\$1,200,000	14%	\$168,000
P.001906	Renovations	Silver Shores Elementary School	LEGO Construction Co. (Prime)	LEGO Construction Co.	Hispanic-American (SMBE)	\$1,798,491	85.7%	\$1,541,533
				United HVAC Services	African-American (ESMMWBE)		14.3%	\$266,938
P.001724	Renovations	Tamarac Elementary School	T & G Corporation	Rapid ACT	Hispanic-American (SMMWBE)	\$1,575,000	36%	\$567,000
P.001725	Renovations	Ramblewood Elementary School	Anatom Construction Company	Anatom Construction Company	Hispanic-American (SMBE)	\$3,245,144	30.0%	\$973,543
				Rapid ACT	Hispanic-American (SMMWBE)		35.44%	\$1,150,000
P.001794	Renovations	West Hollywood Elementary School	West Construction, Inc.	Coltec Engineering, Inc.	Hispanic-American (SMBE)	\$3,003,236	55%	\$1,645,000
				Mr. Wireman Electric	African-American (SMMWBE)		9%	\$275,319
P.002301	Design	Northeast High School	Zycovich, Inc.	SOM Engineering, Inc.	Subcontinent-Asian (SMBE)	\$915,000	20%	\$183,000
				DDA Engineers, P.A.	Hispanic-American (SMMWBE)		11%	\$100,650
P.001661	Renovations	Castle Hill Elementary	CB Constructors, Inc	Bergolia, Inc.	Hispanic-American (SMBE)	\$2,967,617.00	1%	\$21,595.00
				C V Ocean Plumbing Inc.	Hispanic-American (SMBE)		8%	\$251,400.00
				BMB Construction Inc	African-American (SMMWBE)		1%	\$25,080.00
				Alpha Security & Fire Alarm Services, Inc.	African-American (SMBE)		7%	\$220,935.00
						\$24,010,878.73	42%	\$10,014,375



PROCUREMENT & WAREHOUSING SERVICES

E/S/M/WBE REPORT

E/S/M/WBE PROGRAM ACTIVITY AS OF NOVEMBER 30, 2018

TOTAL NUMBER OF CERTIFIED COMPANIES *	719
Number of SBE Certified Companies	63
Number of MBE Certified Companies	305
Number of M/WBE Certified Companies	223
Number of WBE Certified Companies	128

* SDOP is actively working to reclaim E/S/M/WBEs that have not renewed their certification.

COMPANIES BY INDUSTRIES	SBE COMPANIES	MBE COMPANIES	M/WBE COMPANIES	WBE COMPANIES	TOTAL COMPANIES
Commodities (Supplies)	6	24	28	20	78
Construction	17	130	68	36	251
Professional Services	16	90	49	34	189
Other Contractual Services/ Business Services	31	104	99	52	286
*Grand Total	70	348	244	142	804

* The total number does not match with the total number of certified companies, because there are companies that provide services/goods in more than one business category, generating duplicated records.

APPLICATIONS PROCESSED	FISCAL YEAR 2016-2017	FISCAL YEAR 2017-2018	REPORT Oct 25, 2018	REPORT Nov 30, 2018	FISCAL YEAR-TO-DATE
Total Approved Applications	265	286	6	14	66
New Certifications	170	87	3	5	22
Tri-County Reciprocal Certifications	N/A	91	0	4	20
Re-Certifications	95	108	3	5	24
Total Denied Applications	23	25	15	18	54
Total Applications Processed	288	311	21	32	120

NOTE: The 18 denied applications did not have significant business presence (Firms are located outside the Tri-County area).

APPLICATIONS IN QUEUE	FISCAL YEAR 2016-2017	FISCAL YEAR 2017-2018	REPORT OCTOBER 25, 2018	REPORT NOVEMBER 30, 2018
New Applications	22	22	20	51
Carried Over Applications (Reviewed and pending additional information)	23	32	15	15
Total Applications on the Queue	45	54	35	66

E/S/M/WBE CERTIFICATIONS & RE-CERTIFICATIONS BY ETHNICITY/ GENDER

Ethnicity/ Gender	# Female-Owned Firms	% Female-Owned Firms	# Male-Owned Firms	% Male-Owned Firms	Total Number	Total %
African-American	101	14.05%	149	20.72%	250	35%
Asian-American	19	2.64%	20	2.78%	39	5%
Hispanic-American	100	13.91%	138	19.19%	238	33%
Caucasian American (WBE)	128	17.80%	0	0.00%	128	18%
Native American	0	0.00%	1	0.14%	1	0%
**Non-Minority (SBE)	18	2.50%	45	6.26%	63	9%
Grand Total and %	366	50.90%	353	49.10%	719	100%

**Non-Minority (SBE) is defined as firms certified as Small Business Enterprises and do not include ethnicity as a certification factor.

Prepared on 12/05/2018

QSEC Meetings

QSEC Meeting Dates	RFQ	List of Proposers	Shortlisted firms:	Selected Firm
Wednesday, October 17, 2018 9:00am	19-077C Design Professional Services (CMAR Delivery) Northeast High School New Addition and Renovations to Building 12	Acai Associates, Inc.	Shortlisted firms:	
		Jorge A. Gutierrez Architect LLC	Acai Associates, Inc.	
		M.C. Harry & Associates, Inc.	M.C. Harry & Associates, Inc.	
		Rodriguez Architects, Inc.	Via Design Studio, LLC	
		Sol-Arch, Inc.	Zyscovich Architects	
		Song & Associates, Inc.	Selected firm:	
		Via Design Studio, LLC		
		Wolfberg Alvarez & Partners, Inc.	Zyscovich Architects	October 24, 2018 (Pending Negotiations)
Zyscovich Architects				

Compliance Evaluations

SDOP Evaluation of QSEC Activity October 1, 2018 – October 25, 2018					
Evaluation Date	RFQ/RFP#	Total Proposers	Total M/WBE Proposers	Total M/WBE Sub-Consultants Included in Proposals	SDOP Scored M/WBE Participation
10/3/2018	RFQ 19-077C	10	7	21	YES
TOTALS		10	7	21	

In addition to the evaluation of QSEC proposals for E/S/M/WBE participation, SDOP reviews PWS bid submittals to verify E/S/M/WBE participation, as well as the certification status of proposers, sub-contractors, and sub-consultants. During the reporting period, SDOP verified E/S/M/WBE participation in the following solicitations:

SDOP Evaluation of PWS Bid Activity October 1, 2018 – October 25, 2018					
Evaluation Date	RFP/ITB #	Total Proposers	Total M/WBE Proposers	Total M/WBE Sub-Consultants Included in Proposals	SDOP Scored M/WBE Participation
10/10/2018	ITB 19-079C	4	2	3	YES
10/17/2018	RFP 19-073C	2	0	0	YES
10/19/2018	ITB 18-165C	3	2	3	YES
TOTALS		9	4	6	

Compliance Evaluations Continued...

SDOP Evaluation of RFP Activity Reporting Period: October 26, 2018 - November 30, 2018					
Evaluation Date	RFP #	Total Proposers	Total E/S/M/WBE Proposers	Total E/S/M/WBE Sub-Consultants Included in Proposals	SDOP Scored M/WBE Participation
11/20/2018	19-051E	3	0	0	YES
11/20/2018	19-096E	6	0	2	YES
11/20/2018	19-097E	6	0	3	YES

Table 1: SDOP RFP Evaluation Activity for October 26, 2018 – November 30, 2018

SDOP Evaluation of ITB Activity Reporting Period: October 26, 2018 - November 30, 2018						
Compliance Review Date	ITB #	Project #	Total Bidders	Total E/S/M/WBE Proposers	Total E/S/M/WBE Included in Proposal	SDOP Scored M/WBE Participation
10/30/2018	18-206C	P.001944	3	3	12	YES
10/31/2018	18-166C	P.001724	4	2	4	YES
10/31/2018	18-176C	P.001794	4	1	5	YES
11/05/2018	17-138C	P.001765	1	0	1	YES
11/27/2018	17-138C	P.002285	1	0	1	YES
11/27/2018	17-138C	P.002220	1	0	2	YES
11/27/2018	17-138C	P.002203	1	0	1	YES
11/27/2018	17-138C	P.001924	1	0	1	YES
11/27/2018	17-138C	P.001662	1	1	0	YES
11/14/2018	18-201C	P.001959	2	1	2	YES
11/15/2018	18-163C	P.001713	5	1	4	YES

Table 2: SDOP ITB Evaluation Activity for October 26, 2018 – November 30, 2018

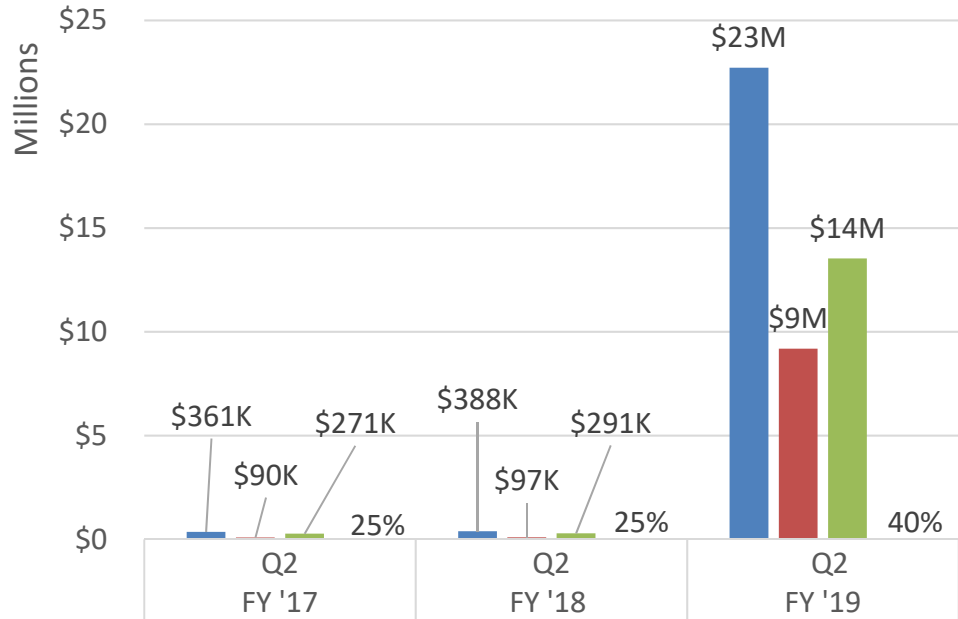
MWBE Commitment by Ethnicity and Gender FY 19' Q1 Vs Q2

FY 19 Q1 vs Q2

Ethnicity and Gender	FY'19 Q1	FY'19 Q2
African American S/MBE	\$3,644,173.54	\$557,337
African American S/M/WBE	\$0.00	\$220,935
Women Business Enterprise S/WBE	\$2,858,105.92	\$1,423,805
Asian Pacific American S/MBE	\$14,250.00	\$287,000
Hispanic American S/MBE	\$5,467,970.87	\$4,857,831
Hispanic American S/M/WBE	\$2,121,160.93	\$2,229,267
Sub-Continent Asian American S/MBE	\$191,250.00	\$438,200
Sub-Continent Asian American S/M/WBE	\$432,600.00	\$0
TBD	\$537,540.00	\$0
Total by Ethnicity/Gender \$	\$15,267,051.27	\$10,014,375
Total Contract Amount \$	\$35,413,221.59	\$24,010,879
Non-S/MWBE \$	\$20,146,170.32	\$13,996,504
Total SM/WBE commitment %	43%	42%

** Source: Board Approved Items for the respective period*

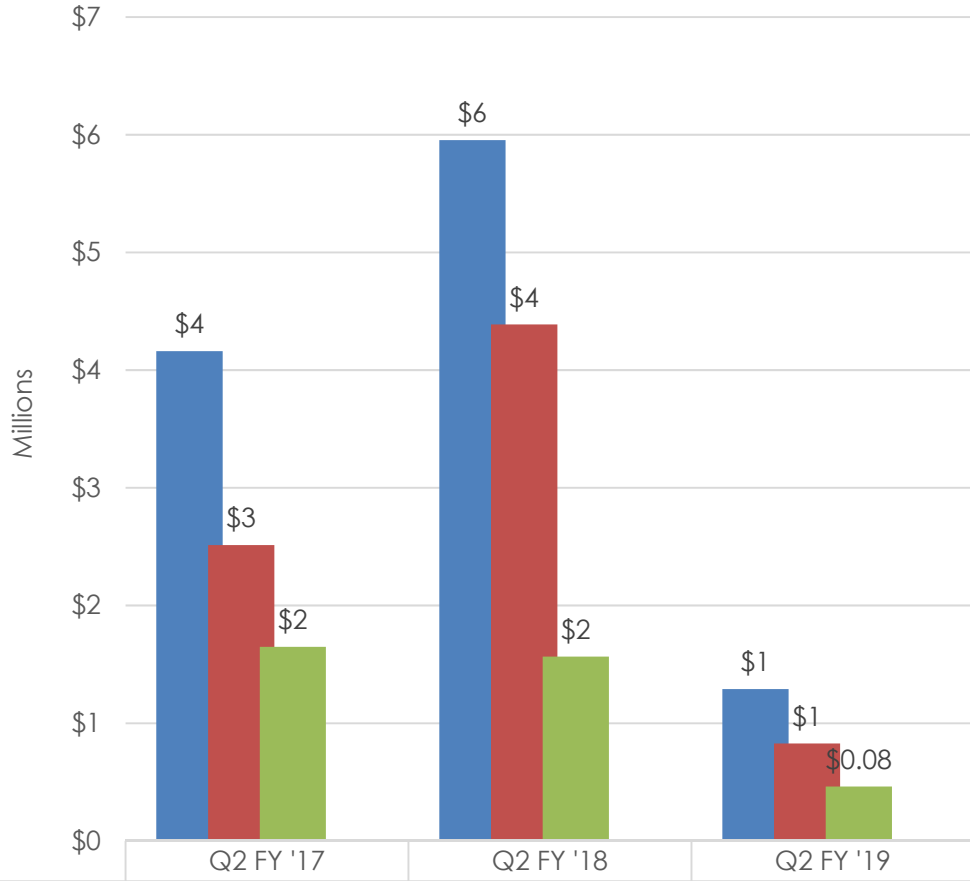
Construction



■ TOTAL CONTRACT \$	\$361,750	\$388,350	\$22,720,879
■ S/M/WBE COMMITMENT \$	\$90,438	\$97,088	\$9,186,550
■ Non-S/M/WBE	\$271,312	\$291,263	\$13,534,329
■ S/M/WBE COMMITMENT %	25%	25%	40%

CONSTRUCTION	TOTAL CONTRACT \$	SIMWBE COMMITMENT \$	Non-Certified SIMWBE	SIMWBE COMMITMENT %
Q1 FY '17	\$0.00	\$0.00	\$0.00	\$0.00
Q1 FY '18	\$426,750	\$106,688	\$320,062	25%
Q1 FY '19	\$33,151,222	\$12,452,724	\$20,698,498	37.6%

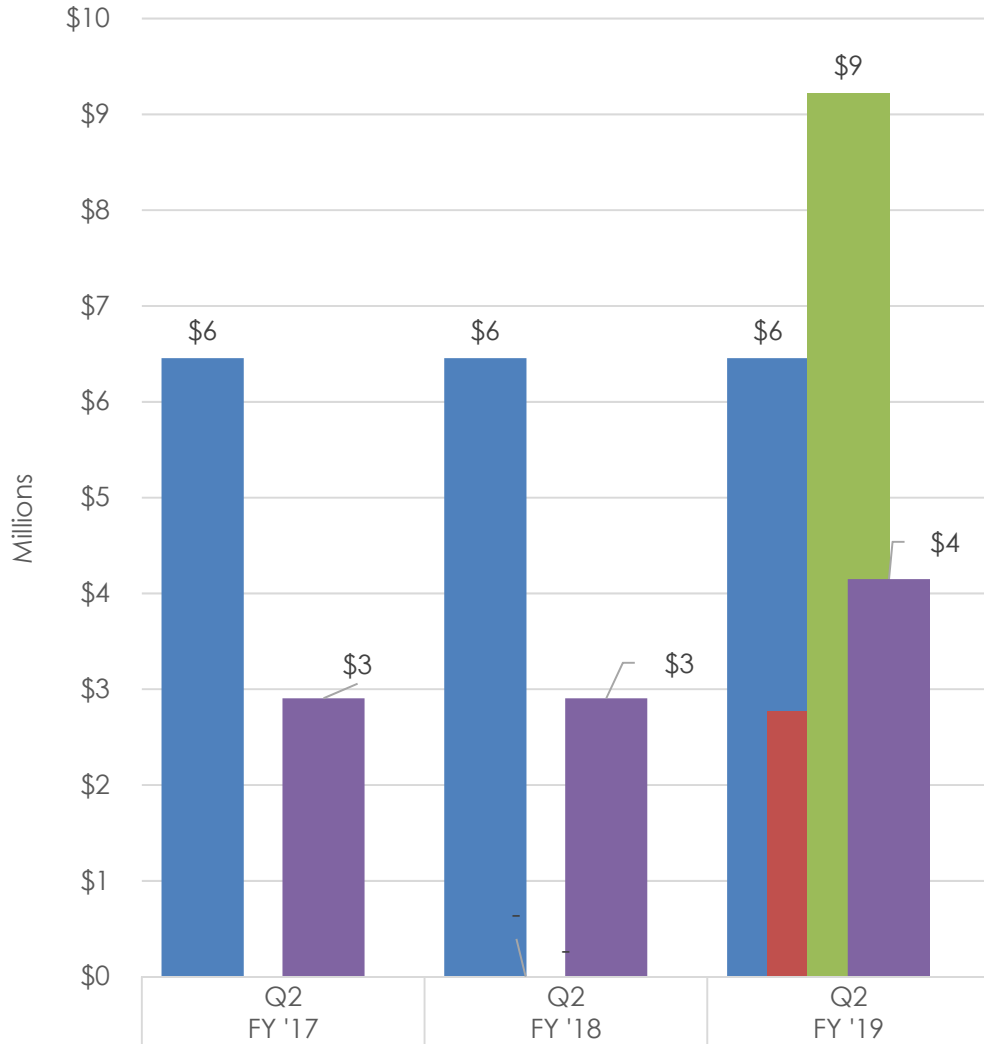
Professional Design Services



Professional Services Contract Value \$	\$4,162,250	\$5,954,010	\$1,290,000
S/M/WBE \$ / Professional Services	\$2,513,715	\$4,388,317	\$827,825
Non-Certified MWBE \$	\$1,648,535	\$1,565,693	\$462,175
S/M/WBE % / Professional Services	60%	74%	64%

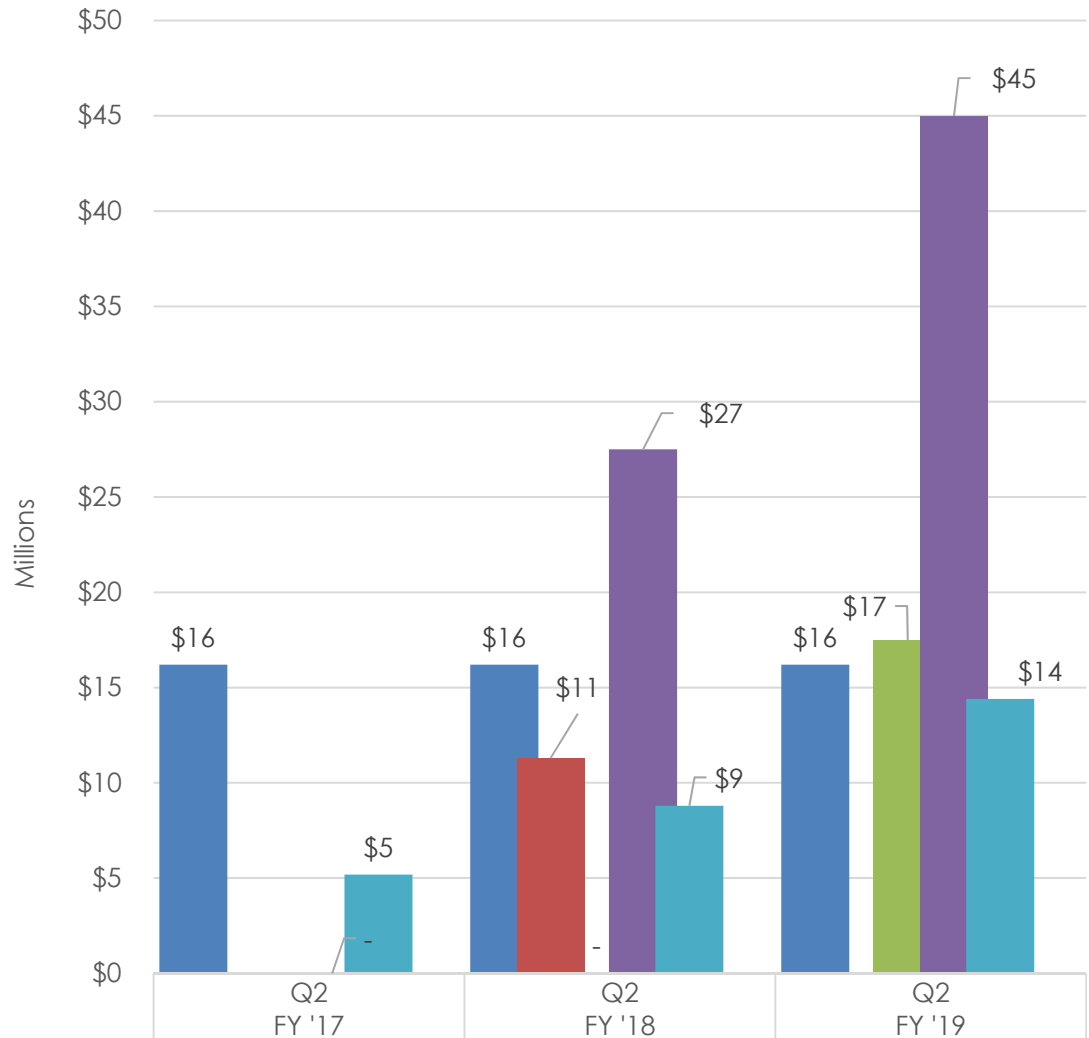
PROFESSIONAL SERVICES	Contract Value \$	S/M/WBE \$	Non-Certified S/M/WBE \$	S/M/WBE %
Q1 FY '17	\$9,239,634.30	\$7,093,748.40	\$2,145,885.90	77%
Q1 FY '18	\$4,132,000	\$3,191,820	\$940,180	77%
Q1 FY '19	\$2,262,000	\$2,262,000	\$0	100%

Cost and Program Control Services Atkins North America Inc.



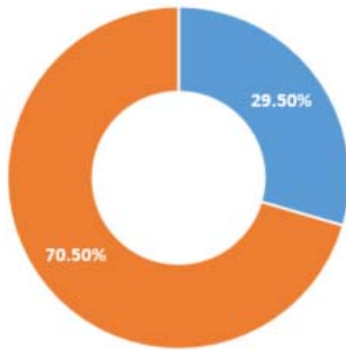
■ Original Contract Value \$	\$6,456,073	\$6,456,073	\$6,456,073
■ Amendment 2 - Value \$	\$0	\$0	\$2,767,500
■ Total Contract Adjusted Value \$	\$0	\$0	\$9,223,573
■ MWBE Commitment \$	\$2,905,233	\$2,905,233	\$4,150,608
■ SMWBE COMMITMENT %	45%	45%	45%

Owner's Representative Services SMWBE Commitment CBRE / Heery Inc



■ Original Contract Value \$	\$16,200,000	\$16,200,000	\$16,200,000
■ First Amendment \$	\$0	\$11,298,000	\$0
■ Third Amendment	\$0	\$0	\$17,490,000
■ Total Contract Adjusted Value \$	\$0	\$27,498,000	\$44,988,000
■ MWBE Commitment \$	\$5,184,000	\$8,799,360	\$14,396,160
■ SMWBE COMMITMENT %	32%	32%	32%

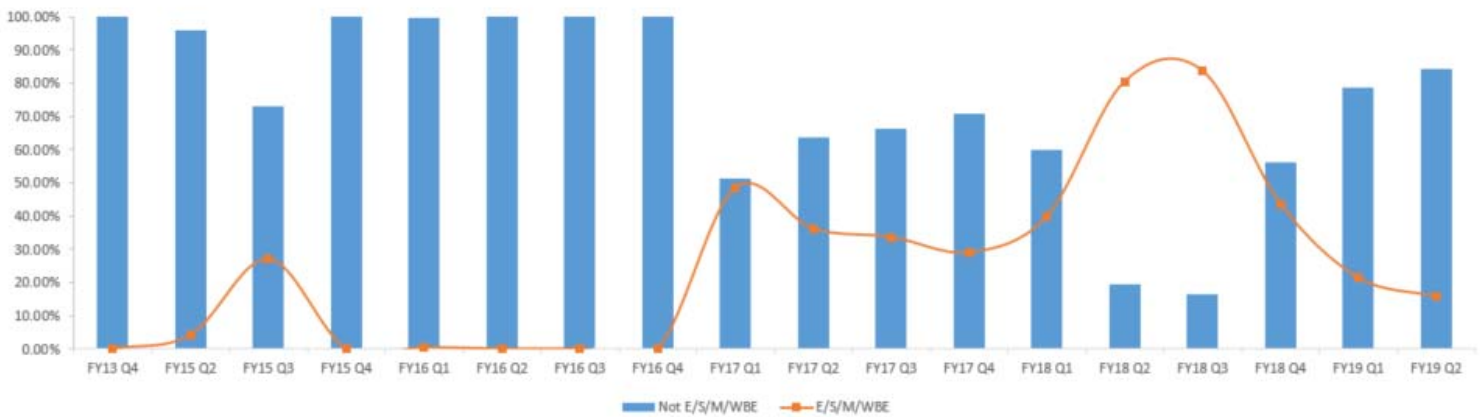
Spend Per Quarter FY '15 – Present



SPEND FOR SMART PURCHASE ORDERS
Based on E/S/MWBE Status

■ E/S/M/WBE
■ Not E/S/M/WBE

SPEND PER QUARTER (FY15 - PRESENT)
E/S/M/WBE vs Not E/S/M/WBE



Section 8

Communications

Yvonne Garth, Garth Solutions/
CBRE | Heery

COMMUNICATIONS EXECUTIVE SUMMARY

COMMUNICATIONS by the numbers



Principal
Letters

24



Outreach
Events

8



PCM
Meetings

26



Tweets

21

In Focus: SMART in the Community

This quarter (ending December 31st, 2018), the SMART Team continued its focus on the engagement of schools and their communities, through face-to-face outreach, digital media, and printed materials.

In total, **34 public meetings** were held to enhance clarity and understanding between all involved parties and stakeholders – keeping parents, administrators, and the Districts up to date with developments in the SMART Program.

With many projects having moved into the Construction Phase this quarter, SMART team members have been visiting the sites to capture images and other media, to be used as content in public outreach material and social media updates.

Another focus of this quarter's communications initiatives has been to keep Board members and their constituents updated on the progress of active projects. Increasingly, these updates will include relevant content to be used in Board Member's own communication channels as desired. **Looking ahead** to next quarter the team will be rolling out an expanded communications plan geared towards working with school administrators to increase awareness of work at their schools.



PROJECT CHARTER MEETINGS (PCM)

PROJECT CHARTER MEETINGS by the numbers

This past quarter the Communications Team has focused on community meetings to update parents and staff regarding SMART projects at their school.




26
This Quarter

109
Total To Date

Project Charter Meetings continue to serve as effective means of communication between the SMART Program Team, school administrations, and surrounding communities. PCMs also provide the appointed Project Manager a chance to highlight milestones and address concerns directly. The materials used to build attendance, distribute information, and present key highlights are shown below.

PCM Pamphlet

PCM Invite





PCM Presentation






PROJECT CHARTER MEETINGS (PCM)

10-09-2018	Walter C. Young Middle School
10-15-2018	Whispering Pines Education Center
10-16-2018	Meadowbrook Elementary School
10-17-2018	Larkdale Elementary School
10-22-2018	Coconut Palm Elementary School
10-22-2018	Millennium 6-12 Collegiate Academy
10-23-2018	Harbordale Elementary School
10-23-2018	Everglades High School
10-24-2018	Parkside Elementary School
10-30-2018	Thurgood Marshall Elementary
11-8-2018	Sheridan Hills Elementary
11-14-2018	Westglades Middle School
11-13-2018	Hollywood Hills High School
11-14-2018	Silver Ridge Elementary School
11-19-2018	Stephen Foster Elementary School
11-19-2018	Carol Glades High School
11-19-2018	Nob Hill Elementary School
11-27-2018	Atlantic Technical College, Arthur Ashe, Jr. Campus
11-27-2018	Tedder Elementary School



PROJECT CHARTER MEETINGS (PCM)

11-27-2018	Boyd H. Anderson High School
11-30-2018	Challenger Elementary School
12-5-2018	Endeavour Primary Learning Center
12-5-2018	Seminole Middle School
12-5-2018	Apollo Middle School
12-06-2018	Cross Creek School
12-19-2018	Hollywood Central Elementary



OUTREACH EVENTS

EVENTS by the numbers

Outreach Events vary in purpose and format, but serve the essential function of enhancing and sustaining an engagement with the public on all things SMART.



8

This Quarter

165

Total To Date

10-03-2018	Piper High School - SPE Pre-Construction Meetings
10-05-2018	Meet the Prime (Sponsored by Advanced Roofing, Inc.)
10-29-2018	Margate Schools Town Hall Meeting
11-01-2018	Fourth Annual Broward County Public Schools Debate Initiative Luncheon
11-05-2018	Northeast High School- Facility Community Meeting
11-14-2018	Stranahan High School -Facility Community Meeting
11-29-2018	Supplier Diversity Business Event
12-04-2018	Joint Delegation Meeting

OUTREACH EVENTS



Margate Schools
Town Hall Meeting



Fourth Annual BCPS
Debate Initiative Luncheon



Northeast High School
Facilities Community Meeting



Supplier Diversity
Business Event



Stranahan High School
Facility Community Meeting

BOARD APPROVAL Principal Letters

As a SMART Facilities Project progresses through Planning and Completion, principals are made aware of any new **Board Approval Milestones** along with relevant information regarding expectations and procedure.



Principal Letters

24



School Board approves key processes of individual SMART projects, usually in the transition from one phase to the next.



School principals are notified by the Executive Director of the SMART Program, including congratulations and important information.



Board approval principal letters help schools understand the status of SMART projects.



NOW AVAILABLE ONLINE:

BOARD MILESTONES EXPLAINED

PRINCIPAL LETTERS ANNOUNCING BOARD APPROVAL

10-02-2018	Approve the Professional Services Agreement with Laura M. Perez, Deerfield Beach High School , Project No. P.002134, SMART Program Renovations, RFQ 19-015C.
10-02-2018	Approve the Professional Services Agreement with Laura M. Perez, Sheridan Technical High School , Project No. P.002128, SMART Program Renovations, RFQ 19-015C.
10-16-2018	Approve Authorization to Advertise for Bids for Silver Ridge Elementary School , The Tamara Peacock Company Architects of Florida, Inc., SMART Program Renovations, Project No. P.001984.
11-07-2018	Approve Authorization to Advertise Construction Management at Risk Services for Northeast High School , New Addition and Renovation to Building 12, Project No. P.002301 - RFQ 19-091C.
11-07-2018	Construction Bid Recommendation of \$500,000 or Greater - ITB 18-174C, Miramar Elementary School , DiPompeo Construction Corporation, SMART Program Renovations, Project No. P.001727
11-07-2018	Construction Bid Recommendation of \$500,000 or Greater - ITB 18-198C, McNab Elementary School , Advanced Roofing, Inc., SMART Program Renovations, Project No. P.001964
11-07-2018	Approve the Professional Services Agreement with D.L. Fields Consultants, LLC d/b/a DLFC Architects, Deerfield Beach Middle School , P.002142, SMART Program Renovations, RFQ 19-018C
11-07-2018	Approve the Professional Services Agreement with D.L. Fields Consultants, LLC d/b/a DLFC Architects, Lyons Creek Middle School , P.002141, SMART Program Renovations, RFQ 19-018C
11-07-2018	Approve the Professional Services Agreement with D.L. Fields Consultants, LLC d/b/a DLFC Architects, Monarch High School , P.002148, SMART Program Renovations, RFQ 19-018C
11-07-2018	Approve the Professional Services Agreement with CES Engineering Services, LLC., Cresthaven Elementary School , P.001676, SMART Program Renovations, RFQ 19-018C
11-07-2018	Approve the Professional Services Agreement with CES Engineering Services, LLC., Silver Lakes Middle School , P.002144, SMART Program Renovations, RFQ 19-018C
11-07-2018	Approve the Professional Services Agreement with CES Engineering Services, LLC., New Renaissance Middle School , P.002143, SMART Program Renovations, RFQ 19-018C
11-07-2018	Construction Services Agreement (Construction Manager for CMAR Services) with Thornton Construction Company, Inc., Stranahan High School , New Cafeteria Addition and Renovation, P.002163, RFQ 19-062C
12-04-2018	<i>Approve Authorization to Advertise for Bids for Deerfield Park Elementary School, Rodriguez Architects, Inc., SMART Program Renovations, Project No. P.002036.</i>
12-04-2018	<i>Approve Authorization to Advertise for Bids for Hollywood Central Elementary School, The Tamara Peacock Company Architects of Florida, Inc., SMART Program Renovations, Project No. P.001983.</i>
12-04-2018	<i>Approve Authorization to Advertise for Bids for Everglades High School, The Tamara Peacock Company Architects of Florida, Inc., SMART Program Renovations, Project No. P.001985.</i>
12-04-2018	<i>Approve Authorization to Advertise for Bids for Riverland Elementary School, Laura M. Perez and Associates, Inc., SMART Program Renovations, Project No. P.001987.</i>
12-04-2018	<i>Construction Bid Recommendation of \$500,000 or greater - ITB 19-085C, Morrow Elementary School, T & G Corporation (d.b.a. T & G Constructors), SMART Program Renovations, Project No. P.001996.</i>
12-04-2018	<i>Construction Bid Recommendation of \$500,000 or greater - ITB 19-079C, Silver Shores Elementary School, LEGO Construction Co., SMART Program Renovations, Project No. P.001906.</i>

PRINCIPAL LETTERS ANNOUNCING BOARD APPROVAL

12-18-2018	<i>Construction Bid Recommendation of \$500,000 or greater – ITB 18-166C, Tamarac Elementary School, T & G Corporation (d.b.a. T & G Constructors), SMART Program Renovations, Project No. P.001724.</i>
12-18-2018	<i>Construction Bid Recommendation of \$500,000 or greater – ITB 18-165C, Ramblewood Elementary School, Anatom Construction Company, SMART Program Renovations, Project No. P.001725.</i>
12-18-2018	<i>Construction Bid Recommendation of \$500,000 or greater – ITB 18-176C, West Hollywood Elementary School, West Construction, Inc., SMART Program Renovations, Project No. P.001794.</i>
12-18-2018	Approve the Professional Services Agreement (Construction Management at Risk Project Delivery), LLC., Northeast High School, New Addition and Renovation to Building 12 , P.002301, SMART Program Renovations, RFQ 19-077C
12-18-2018	Approve the Final Change Order/Final Acceptance/Final Release of Retainage for Manatee Bay Elementary School , LEGO Construction Co., SMART Program Renovations, Project No. P.001759

BCPS Twitter Activity



Tweets

21



Connect with us for weekly updates

#BCPSSMARTFutures

10-01-2018	The #BCPSSMARTFUTURES team was pleased to provide an update of upcoming SMART Improvements to the @GriffinElem school community, staff & Principal @gsilig . Implementation will begin soon! Thank you again for allowing us to be part of your SAC/PTA meeting. @RobertwRuncie
10-5-2018	Motivation comes in many forms. @browardschools students from South Plantation High, @myPBHS , & @McArthur_HS are finding motivation to get fit in their newly renovated weight rooms. #FitnessFriday @RobertwRuncie
10-5-2018	Bayview Elementary just had their #BCPSSMARTFutures pre-construction meeting and are gearing up to start construction soon. @browardschools @Bayview_Leader
10-9-2018	Some positive realignments in organizational strategy were highlighted at the #BCPSSMARTFutures BOC Meeting last night – but building a better future for our @browardschools students remains priority #1
10-10-2018	Thank you to all the businesses that joined @browardschools & @AdvancedRoofFL for the lunch-and-learn outreach event. They were excited and ready to be part of the #BCPSSMARTFutures improvement program. For more information on bid opportunity go to http://www.browardschools.com/pws
10-11-2018	#BCPSSMARTFutures construction is well underway @CypressBCPS with the restrooms completed & new carpet installed in the media center. Remaining work, including roofing, fire alarm upgrades & unit ventilators are making progress. @browardschools @RobertwRuncie
10-14-2018	New laptops and a TV production sound system are two of the new and exciting additions brought to @SSMSGators thanks to the #BCPSSMARTFutures @browardschools



BCPS Twitter Activity (contd.)

10-20-2018	Enhancing the education experience at @CreekECE with new student laptops, projectors, cafeteria partitions, and window blinds. #BCPSSMARTFutures @browardschools @RobertwRuncie
10-20-2018	In a continued effort to keep the school community informed, 3 project charter meetings were held this week with more scheduled for next week! Thank you, Whispering Pines, Meadowbrook ES, & Larkdale ES (@Principal_Hart) for hosting our #BCPSSMARTFutures team. @browardschools
11-05-2018	Construction has come to the home of the mighty dragons & we are ready to see renovations to building 5. Improvements are underway at @StranahanDragon to the restrooms, HVAC system, and fire alarm systems. Stay tuned for more updates. #BCPSSMARTFutures @RobertwRuncie
11-05-2018	@SheridanHillsE school campus is filled with newly painted murals, outdoor benches, cafeteria tables and a new marquee, thanks to the #BCPSSMARTFutures School Choice Enhancement Program @browardschools
11-06-2018	@Nora_Rupert and I appreciated the opportunity to discuss #BCPSSMARTFutures improvements with @CityofMargateFL families and community members regarding their schools. We are committed to providing renovations and support @browardschools .
11-15-2018	#BCPSSMARTFutures is committed to moving forward not only with support for the @StranahanDragon @PrincipalPadura community but with open dialogue from our SAC @RobertwRuncie
11-24-2018	The single point of entry at @Blanche_Ely is in use and enhancing the safety of students & staff @browardschools #BCPSSMARTFutures @RobertwRuncie
11-30-2018	The Holidays came early to the students & staff of Miramar Elementary. They are using their new SCEP items (student laptops, picnic tables, marquee, office furniture, stage curtains & more) to enhance the education experience. #BCPSSMARTFutures @browardschools
12-02-2018	Time to vote! We're excited to announce that the last 58 schools have initiated their School Choice Enhancement projects for the SMART Program early and will soon be choosing items to improve their campuses and classrooms @browardschools #BCPSSMARTFutures @RobertwRuncie
12-9-2018	With \$250 million #BCPSSMARTFutures work coming soon to bid-SMART made sure to communicate upcoming opportunities at the SDOP Business Event to engage local, small & diverse businesses. Thanks again to the organizers and the attendees for your continuing support. #BCPS #diversity



BCPS Twitter Activity (contd.)

12-9-2018	I'm thrilled to announce that @ManateeBayElem construction work is complete. From re-roofing, painting, art room renovations and music room renovations, to HVAC improvements, the school is ready to closeout all #BCPSSMARTFutures renovations. @browardschools @RobertwRuncie
12-14-2018	Excited to announce that the @StranahanDragon Aquatic Center is finally open with a celebratory ribbon cutting, thanks to the hard work of our @browardschools team. @PrincipalPadura @RobertwRuncie @SBBCBrinkworth
12-28-2018	@BoydAndersonH students at the home of the mighty dragons now have an enhanced education and athletic experience with new lockers, gym wall pads, gym sound system, recordex, student laptops and more, thanks to #BCPSSMARTFutures @browardschools @dr_almanzar
12-28-2018	Accountability & transparency are major driving forces behind our work, & last weeks BOC Meeting gave the #BCPSSMARTFutures Team a chance to reinforce those commitments. Thank you to the committee members for the crucial role you play in moving this historic Bond Program forward



